

Madison, Wisconsin

INDEX OF SHEETS

SEE TITLE SHEETS OF PLANS LIGHTING PLAN FOR SHEET NUMBERS


CITY OF MADISON CITY ENGINEERING DIVISION DEPARTMENT OF PUBLIC WORKS PLAN OF PROPOSED IMPROVEMENT

EAST-WEST BUS RAPID TRANSIT SET 5 OF 11

CITY PROJECT NO. 13925

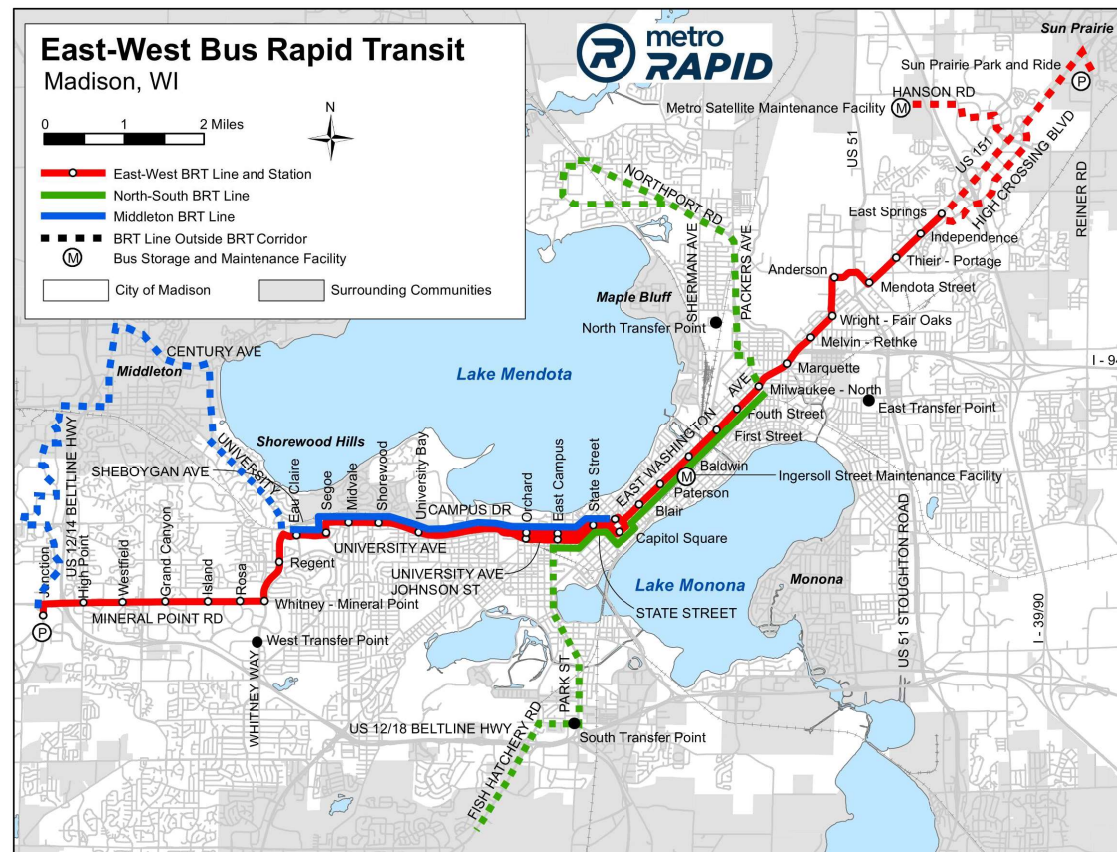
CONTRACT NO. 8716

FINAL PLANS OCTOBER 5, 2022




CONVENTIONAL SIGNS  
FIELD VERIFY ALL UTILITY LOCATIONS

COMBUSTIBLE FLUIDS	
BURIED ELECTRIC	— E —
FIBER OPTIC	— FO —
GAS	— G —
OVERHEAD ELECTRIC	— OH —
POWER POLE	
STORM SEWER	— SS —
SANITARY SEWER	— SAN —
COMMUNICATIONS	— TV —
WATER	— W —



LIGHTING DESIGNED BY: TYLER TKACHUK



Oct 26, 2022

PLOT SCALE: 1:1

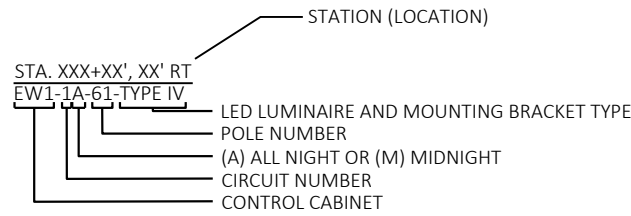
PLOT NAME: ---

REV. DATE: 10/12/2022 2:28 PM

ORIGINATOR: CITY\_OF\_MADISON

CONSTRUCTION NOTES:

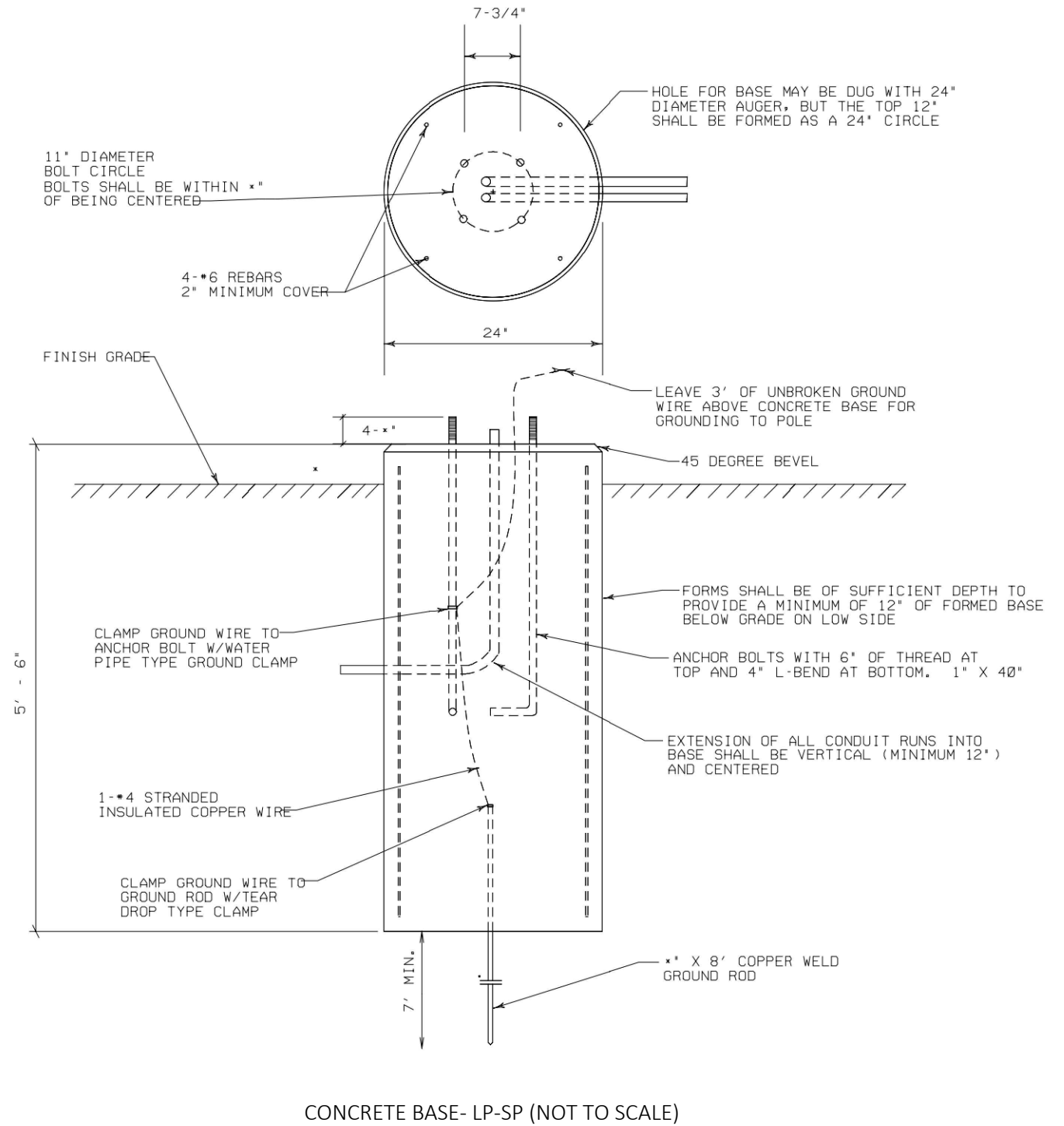
- ALL EXISTING CIRCUITS ARE 240/480V ON EAST WASHINGTON AVENUE; 115/230V ON MILWAUKEE STREET. ALL PROPOSED CIRCUITS ARE 120/240V.
- COORDINATE ALL MODIFICATIONS OF EXISTING LIGHTING CIRCUITS WITH THE CITY OF MADISON.
- NO CIRCUIT CONDUCTOR SPLICES ARE ALLOWED IN PULL BOXES.
- REMOVAL OF ALL AERIAL CABLE AND ABANDONMENT OF BELOW GRADE WIRING IS INCIDENTAL TO THE REMOVING LIGHTING UNITS BID ITEM.
- CONTACT CITY FORESTRY 48-HOURS PRIOR TO INSTALLING STREET LIGHTS IF TREE TRIMMING IS NEEDED.
- THE MINIMUM OFFSET FOR STREET LIGHT BASES FROM THE EDGE OF DRIVEWAYS SHALL BE:  
RESIDENTIAL - 5'  
COMMERCIAL - 10'
- CHECK FOR BASES OVERHEAD UTILITY CONFLICTS PRIOR TO CONSTRUCTING THE CONCRETE BASES.
- INSTALLING WOOD POLES, RELOCATING LIGHTING CONTROL CABINETS, INSTALLING GUY WIRES, AERIAL CABLE, AND CONDUIT RISERS ARE INCIDENTAL TO THE TEMPORARY LIGHTING BID ITEM.



TEMPORARY LIGHTING LOCATIONS
MINERAL POINT & HIGH POINT
MINERAL POINT & GAMMON
MINERAL POINT & ISLAND
JOHNSON & STATE STREET
E WASHINGTON & MARQUETTE
E WASHINGTON & E SPRINGS

LIGHTING ASSEMBLY LEGEND

PLAN SYMBOL	LIGHTING ASSEMBLY	LED LUMINAIRE AND MOUNTING BRACKET	LUMINAIRE	ARM					
●—■	LIGHT POLE ASSEMBLY TYPE 1	[TYPE I - GCM2-30H-MV-WW-2R-GY-610-PCR7-WL-SC TYPE II - GCM2-40H-MV-WW-2R-GY-950-PCR7-WL-SC TYPE III - GCM2-40H-MV-WW-3R-GY-950-PCR7-WL-SC TYPE IV - GCL2-60G-MV-NW-2R-GY-1A-PCR7-WL-SC TYPE V - GCL2-60G-MV-NW-3R-GY-1A-PCR7-WL-SC TYPE VI - GCL2-60G-MV-NW-3R-GY-1A-PCR7-WL-SC]	[TYPE A - TLM-E03-LED-E1-SL2-AP-8030 TYPE C - TLM-E04-LED-E1-SL2-AP-8030 TYPE D - TLM-E05-LED-E1-SL3-AP-8030]	4-FT					
				8-FT					
				STEEL LUMINAIRE ARM 6-FT					
				●—○	LIGHT POLE ASSEMBLY TYPE 2	[TYPE X - K809-P4L-III-100(SSL)-8060-120-277-KPL20-4K TYPE XI - K809-P4L-III-150(SSL)-8060-120-277-KPL20-4K]	HAPCO 6-FT SINGLE		
							●—●	LIGHT POLE ASSEMBLY TYPE 3	[SALVAGE AND REINSTALL (SEE PLAN FOR DETAILS)]




MARK	REVISION	DATE	BY

60631225P  
CITY OF MADISON, DANE COUNTY, WI  
CONTRACT NO: 60631225C

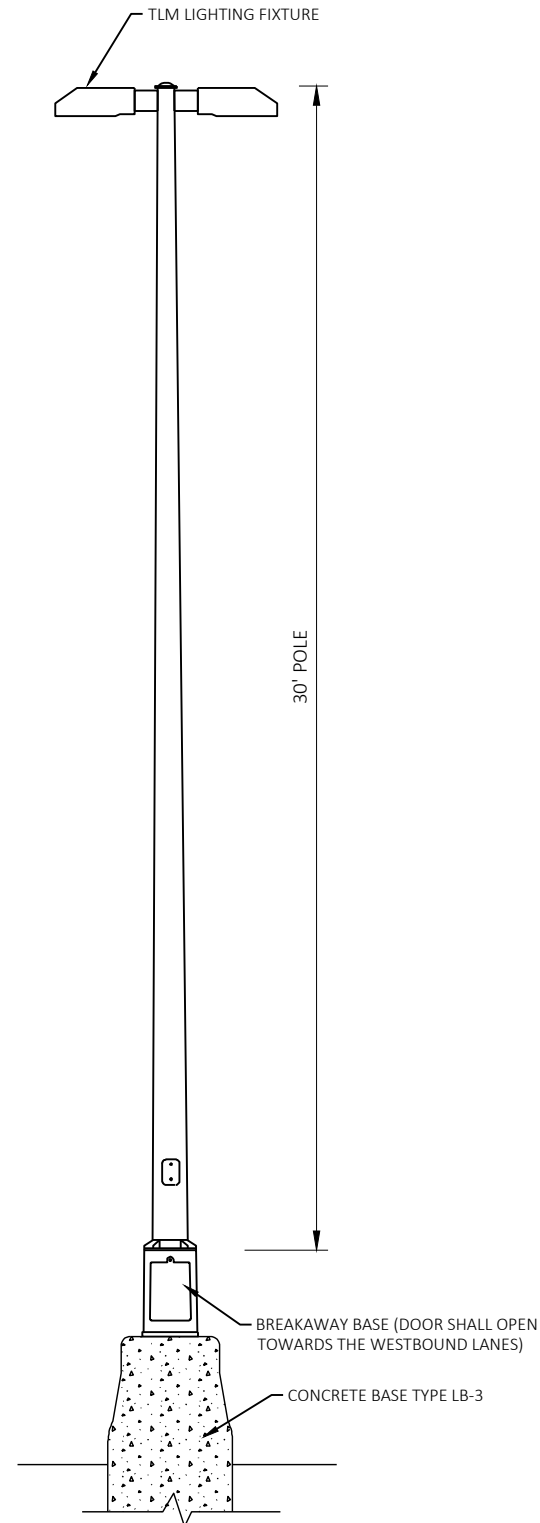
LIGHTING OVERVIEW  
BUS RAPID TRANSIT  
CITY OF MADISON



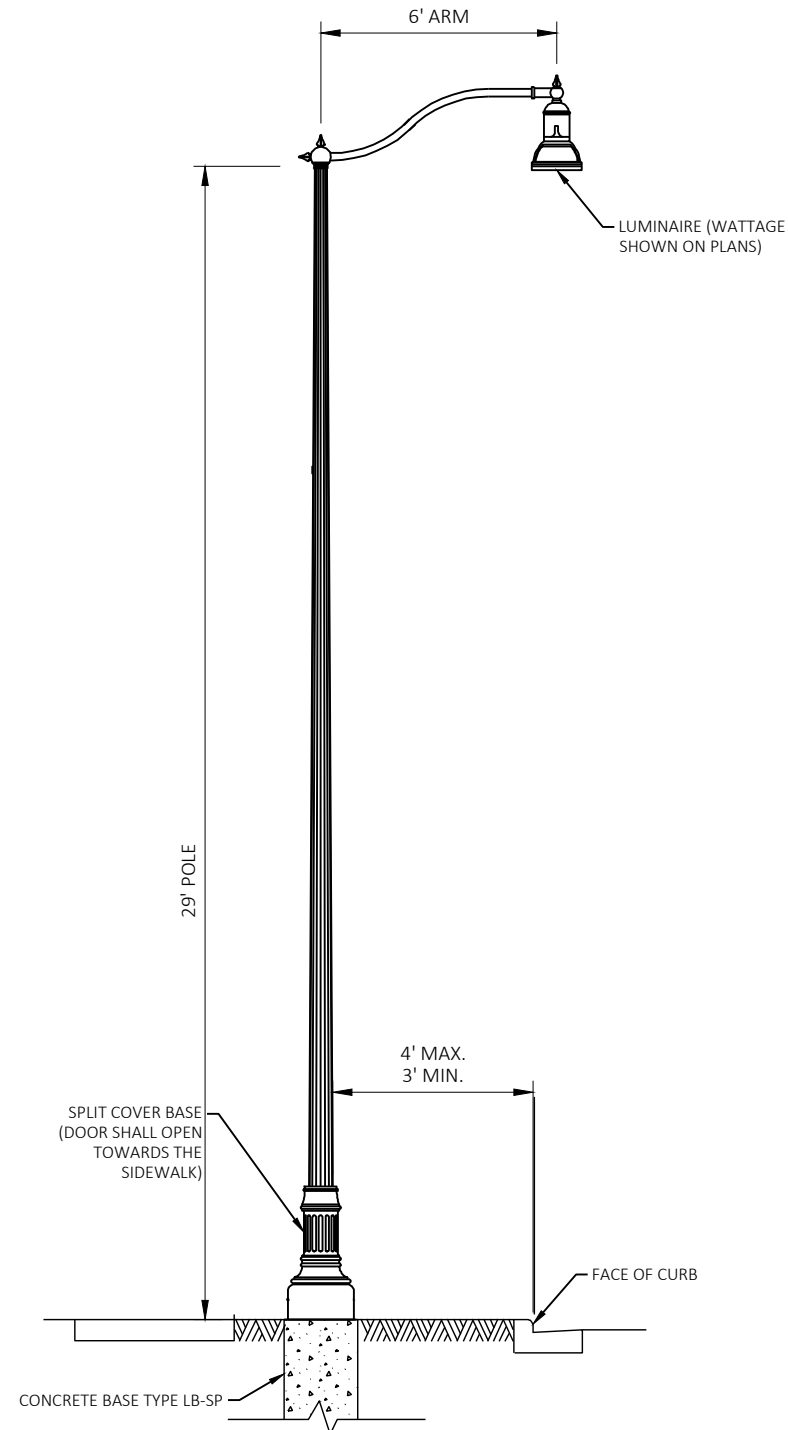
60631225P  
L-1A



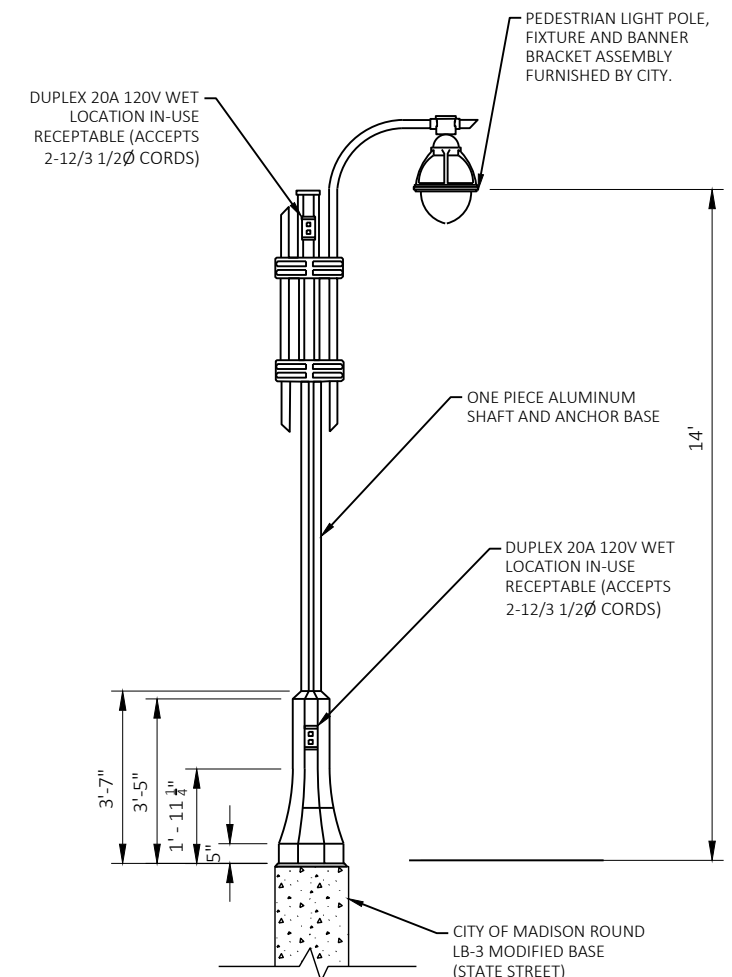
LIGHT POLE ASSEMBLY TYPE 1



LIGHT POLE ASSEMBLY TYPE 2



LIGHT POLE ASSEMBLY TYPE III & LIGHTING POLE ASSEMBLY TYPE III POLE



LIGHT POLE ASSEMBLY TYPE 4

NOT TO SCALE

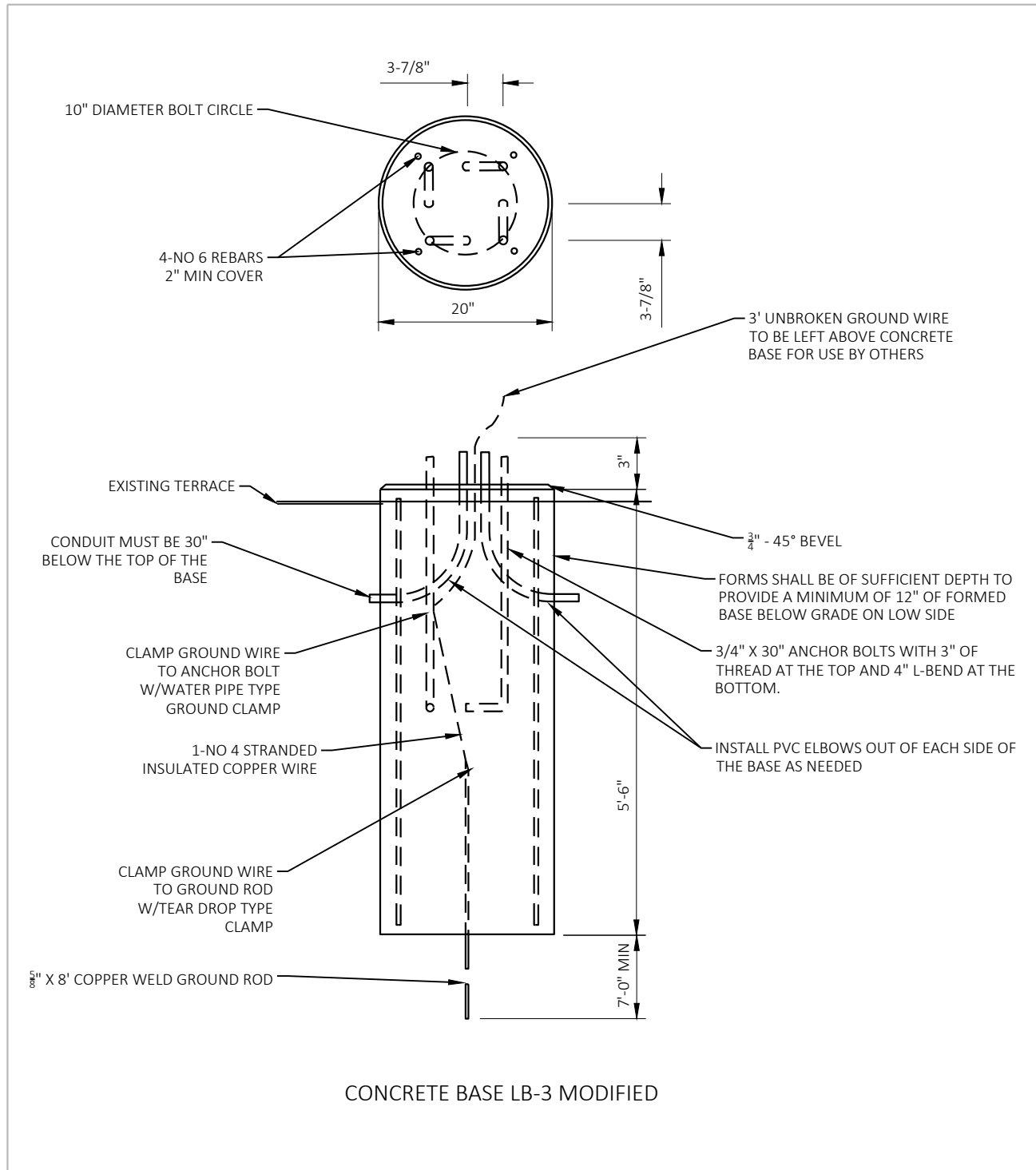
MARK	REVISION	DATE	BY
60631225P	Designed By: AECOM	2022-09-24	

60631225P  
 CITY OF MADISON, DANE COUNTY, WI  
 CONTRACT NO: 60631225C

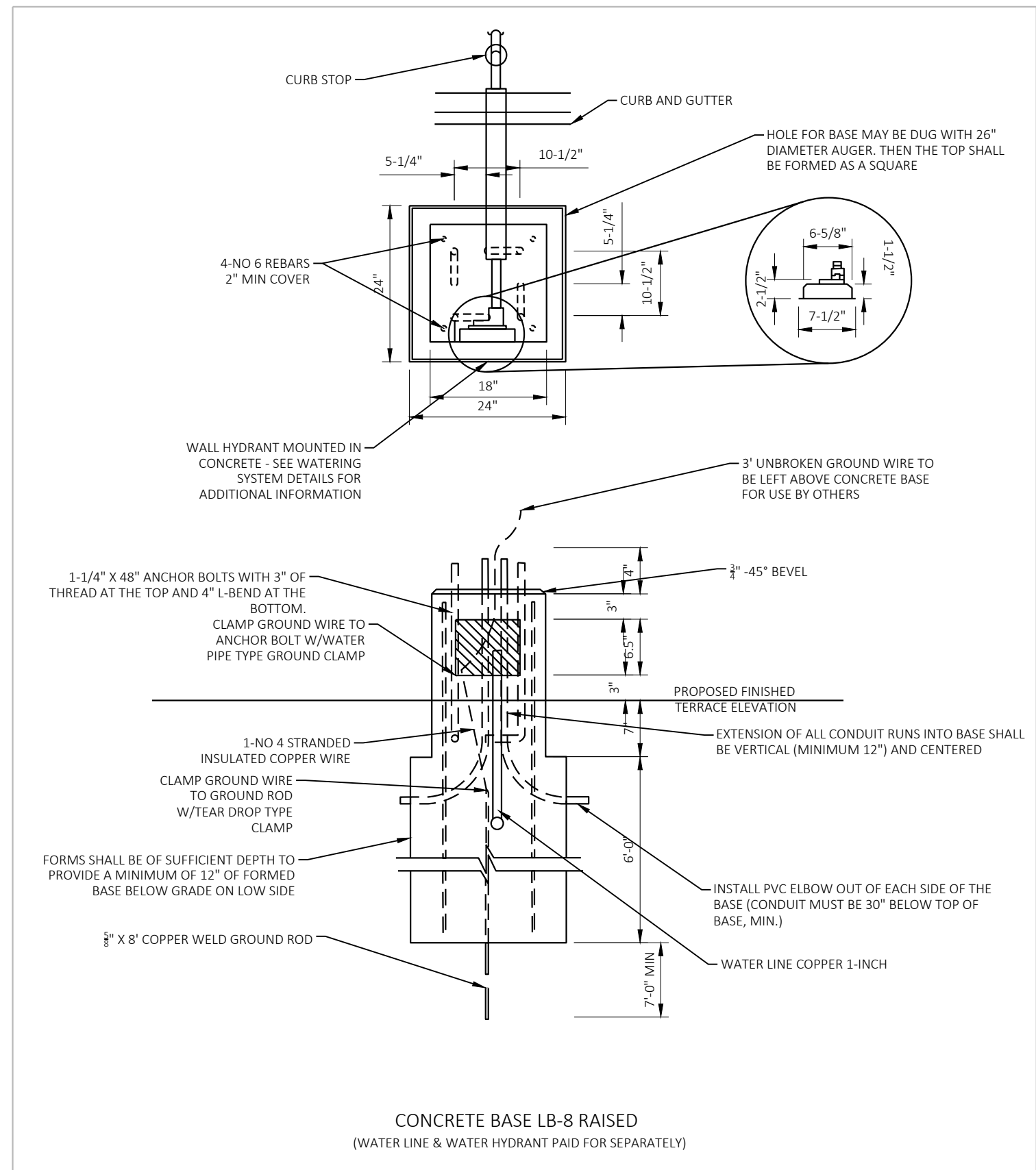


60631225P

L-1B



CONCRETE BASE LB-3 MODIFIED



CONCRETE BASE LB-8 RAISED  
(WATER LINE & WATER HYDRANT PAID FOR SEPARATELY)

NOT TO SCALE

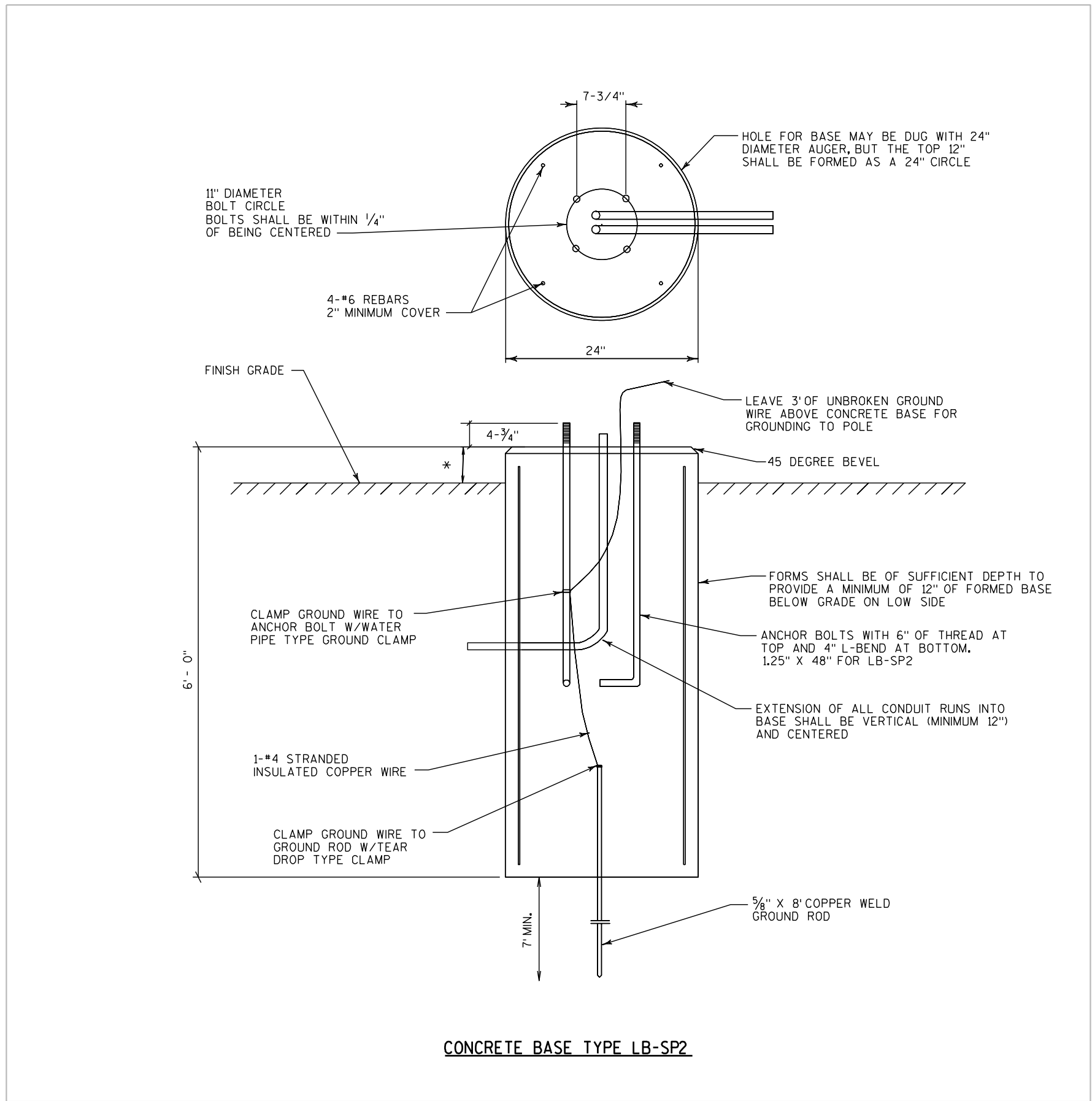
MARK	REVISION	DATE	BY
60631225P	Designed By: AECOM	Date: 2022-09-24	Scale: 1 IN=50 FT

60631225P  
CITY OF MADISON, DANE COUNTY, WI  
CONTRACT NO: 60631225C



60631225P

L-1C



MARK	REVISION	DATE	BY
	Designed By: AECOM	2022-09-24	60631225P
	Scale: 1 IN:50 FT		

60631225P

CITY OF MADISON, DANE COUNTY, WI

CONTRACT NO: 60631225C

LIGHTING DETAILS

BUS RAPID TRANSIT

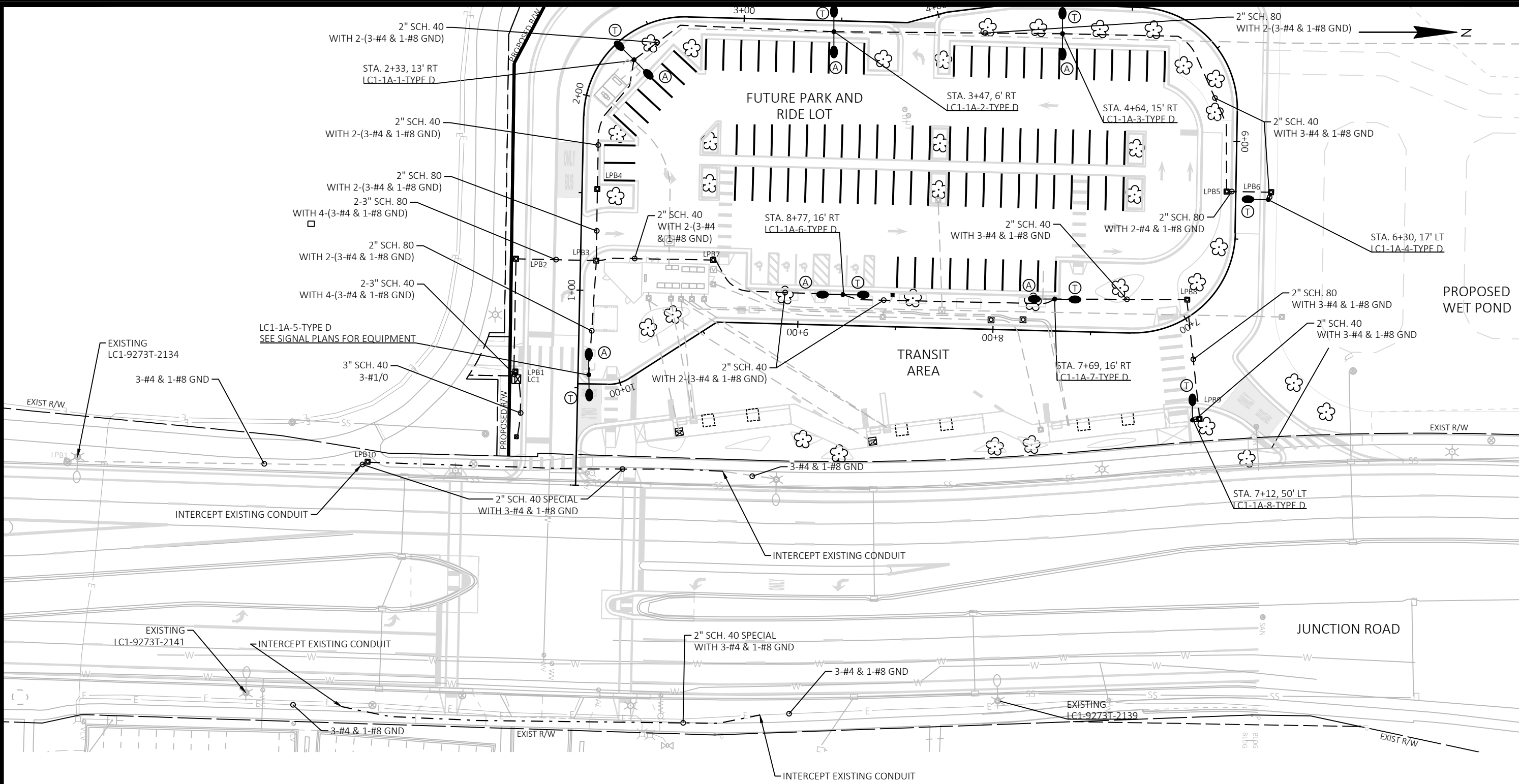
CITY OF MADISON



60631225P

L-1D

NOT TO SCALE



**LIGHTING PLAN LEGEND**

- |  |  |  |                               |
|--|--|--|-------------------------------|
|  | EXISTING LIGHT POLE ASSEMBLY               |  | ELECTRICAL PULL BOX TYPE 1    |
|  | LIGHT POLE ASSEMBLY TYPE 1                 |  | ELECTRICAL PULL BOX TYPE 3    |
|  | LIGHT POLE ASSEMBLY TYPE 2                 |  | ELECTRICAL PULL BOX TYPE 5    |
|  | LIGHT POLE ASSEMBLY TYPE 3                 |  | CONTROL CABINET               |
|  | LIGHT POLE ASSEMBLY TYPE 4                 |  | CITY CIRCUIT ID               |
|  | 2" PVC CONDUIT (SCHEDULE NOTED ON PLANS)   |  | STATION (LOCATION)            |
|  | CONDUIT SPECIAL 2", UNLESS OTHERWISE NOTED |  | LUMINAIRE TYPE                |
|  |  |  | POLE NUMBER                   |
|  |  |  | (A) ALL NIGHT OR (M) MIDNIGHT |
|  |  |  | CIRCUIT NUMBER                |
|  |  |  | CONTROL CABINET               |

**CONSTRUCTION NOTES:**

- INTERSECTION LIGHTING WILL BE POWERED OUT OF THE TRAFFIC SIGNAL CABINET. SEE TRAFFIC SIGNAL PLANS. JUNCTION ROAD LIGHTING WILL BYPASS INTERSECTION LIGHTING AT NEW SIGNALIZED PARK N RIDE & JUNCTION ROAD INTERSECTION. PARK AND RIDE LIGHTING WILL BE POWERED FROM NEW LIGHTING CABINET LC1.
- LIGHTING SYSTEM ALONG JUNCTION ROAD SHALL REMAIN OPERATIONAL DURING CONSTRUCTION. NO TEMPORARY LIGHTING SYSTEM WILL BE INSTALLED AT THIS LOCATION.
- PLANS WERE DEVELOPED BASED ON INFORMATION AVAILABLE AT THE TIME OF DESIGN. CONTRACTOR TO FIELD REVIEW SIGNAL/LIGHTING INFRASTRUCTURE LOCATIONS AND WIRE/CABLE ROUTING AND ADJUST AS NECESSARY. COORDINATE ALL FIELD ADJUSTMENTS WITH THE ENGINEER.

MARK	REVISION	DATE	BY
	Designed By: AECOM	Date: 2022-09-28	
	60631225P		

60631225P  
 CITY OF MADISON, DANE COUNTY, WI  
 CONTRACT NO: 60631225C

LIGHTING PLAN: WESTERN TERMINAL  
 BUS RAPID TRANSIT  
 CITY OF MADISON



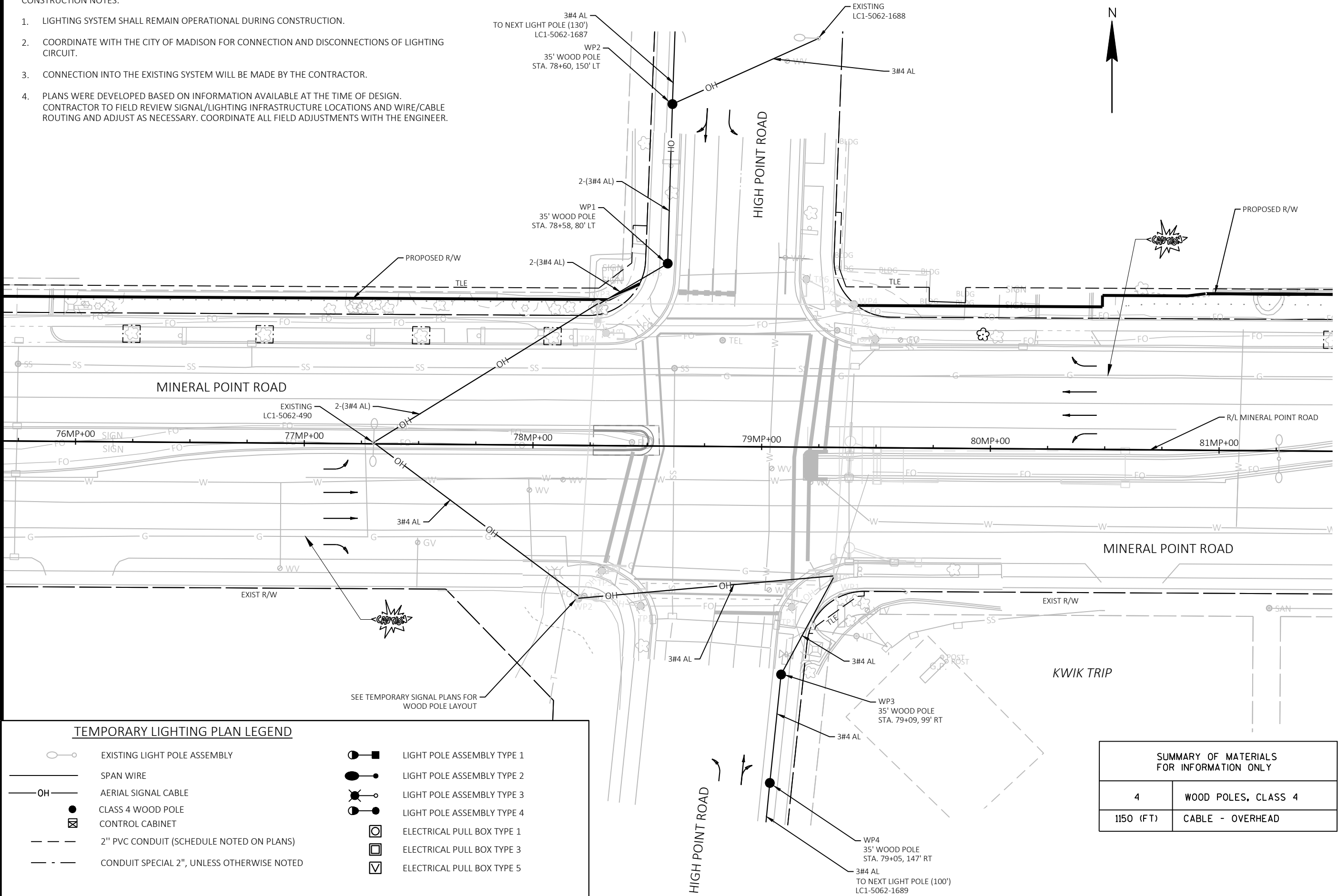
60631225P

L-2

FILE NAME: C:\P\WORKING\AECOM\_DS20\_NA\_2019\TYLER.TRACHUK@AECOM.COM\DM5856348\023602-LP.DWG  
 LAYOUT NAME - Plan 1 IN 50 FT  
 LAST PLOT DATE - 2022-09-28

CONSTRUCTION NOTES:

1. LIGHTING SYSTEM SHALL REMAIN OPERATIONAL DURING CONSTRUCTION.
2. COORDINATE WITH THE CITY OF MADISON FOR CONNECTION AND DISCONNECTIONS OF LIGHTING CIRCUIT.
3. CONNECTION INTO THE EXISTING SYSTEM WILL BE MADE BY THE CONTRACTOR.
4. PLANS WERE DEVELOPED BASED ON INFORMATION AVAILABLE AT THE TIME OF DESIGN. CONTRACTOR TO FIELD REVIEW SIGNAL/LIGHTING INFRASTRUCTURE LOCATIONS AND WIRE/CABLE ROUTING AND ADJUST AS NECESSARY. COORDINATE ALL FIELD ADJUSTMENTS WITH THE ENGINEER.



TEMPORARY LIGHTING PLAN LEGEND

- |  |  |  |                            |
|--|--|--|----------------------------|
|  | EXISTING LIGHT POLE ASSEMBLY               |  | LIGHT POLE ASSEMBLY TYPE 1 |
|  | SPAN WIRE                                  |  | LIGHT POLE ASSEMBLY TYPE 2 |
|  | AERIAL SIGNAL CABLE                        |  | LIGHT POLE ASSEMBLY TYPE 3 |
|  | CLASS 4 WOOD POLE                          |  | LIGHT POLE ASSEMBLY TYPE 4 |
|  | CONTROL CABINET                            |  | LIGHT POLE ASSEMBLY TYPE 5 |
|  | 2" PVC CONDUIT (SCHEDULE NOTED ON PLANS)   |  | ELECTRICAL PULL BOX TYPE 1 |
|  | CONDUIT SPECIAL 2", UNLESS OTHERWISE NOTED |  | ELECTRICAL PULL BOX TYPE 3 |
|  |  |  | ELECTRICAL PULL BOX TYPE 5 |

SUMMARY OF MATERIALS FOR INFORMATION ONLY	
4	WOOD POLES, CLASS 4
1150 (FT)	CABLE - OVERHEAD

MARK	REVISION	DATE	BY

60631225P  
 CITY OF MADISON, DANE COUNTY, WI  
 CONTRACT NO: 60631225C



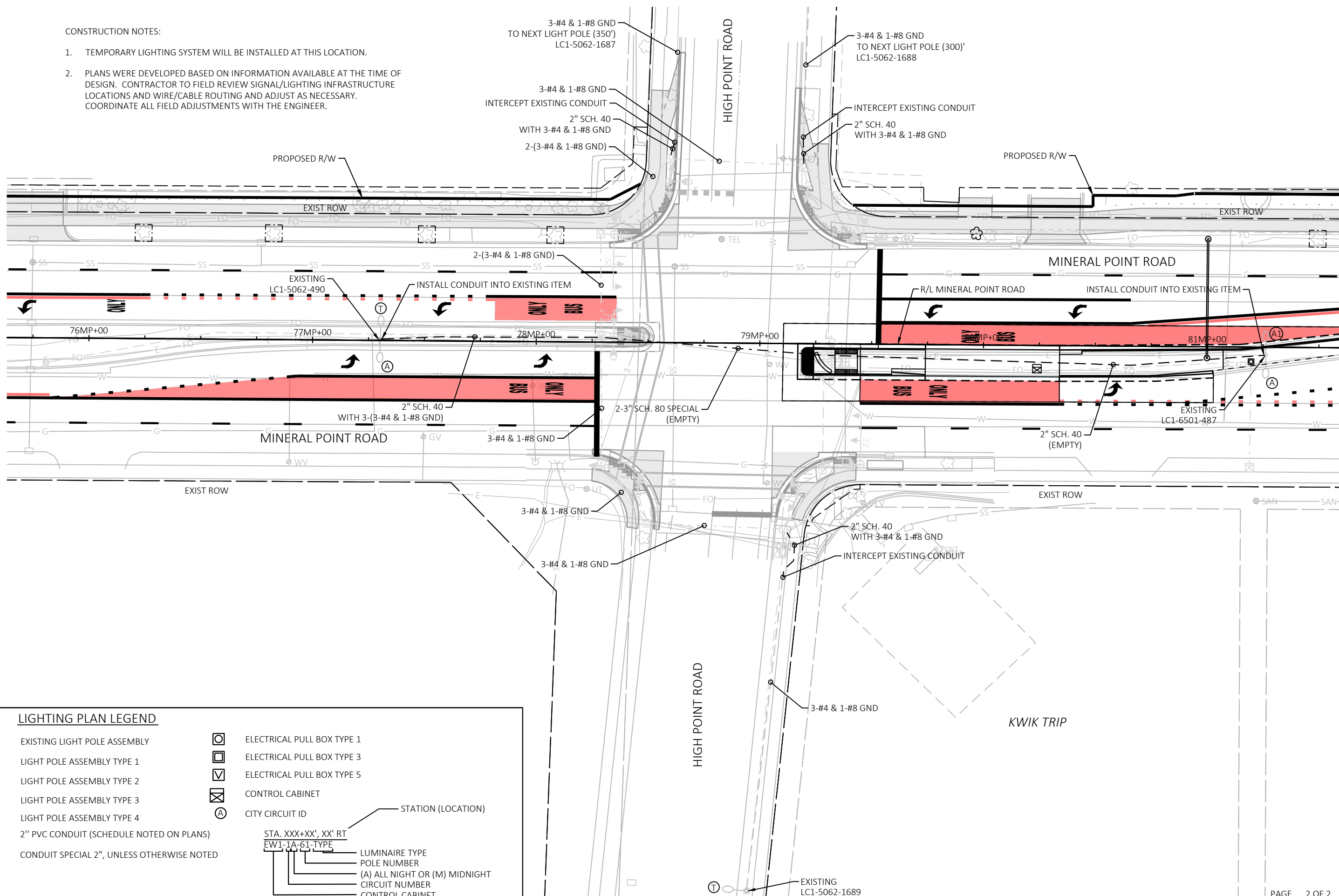
60631225P

L-3A



CONSTRUCTION NOTES:

1. TEMPORARY LIGHTING SYSTEM WILL BE INSTALLED AT THIS LOCATION.
2. PLANS WERE DEVELOPED BASED ON INFORMATION AVAILABLE AT THE TIME OF DESIGN. CONTRACTOR TO FIELD REVIEW SIGNAL/LIGHTING INFRASTRUCTURE LOCATIONS AND WIRE/CABLE ROUTING AND ADJUST AS NECESSARY. COORDINATE ALL FIELD ADJUSTMENTS WITH THE ENGINEER.



LIGHTING PLAN LEGEND

- |  |  |  |                               |
|--|--|--|-------------------------------|
|  | EXISTING LIGHT POLE ASSEMBLY               |  | ELECTRICAL PULL BOX TYPE 1    |
|  | LIGHT POLE ASSEMBLY TYPE 1                 |  | ELECTRICAL PULL BOX TYPE 3    |
|  | LIGHT POLE ASSEMBLY TYPE 2                 |  | ELECTRICAL PULL BOX TYPE 5    |
|  | LIGHT POLE ASSEMBLY TYPE 3                 |  | CONTROL CABINET               |
|  | LIGHT POLE ASSEMBLY TYPE 4                 |  | CITY CIRCUIT ID               |
|  | 2" PVC CONDUIT (SCHEDULE NOTED ON PLANS)   |  | STATION (LOCATION)            |
|  | CONDUIT SPECIAL 2", UNLESS OTHERWISE NOTED |  | LUMINAIRE TYPE                |
|  |  |  | POLE NUMBER                   |
|  |  |  | (A) ALL NIGHT OR (M) MIDNIGHT |
|  |  |  | CIRCUIT NUMBER                |
|  |  |  | CONTROL CABINET               |

MARK	REVISION	DATE	BY

Designed By: AECOM | Date: 2022-09-28  
60631225P  
Scale: 1 IN=40 FT

60631225P  
LIGHTING PLAN: EB MINERAL POINT ROAD AT HIGH POINT ROAD  
CITY OF MADISON, DANE COUNTY, WI  
BUS RAPID TRANSIT  
CITY OF MADISON  
CONTRACT NO: 60631225C

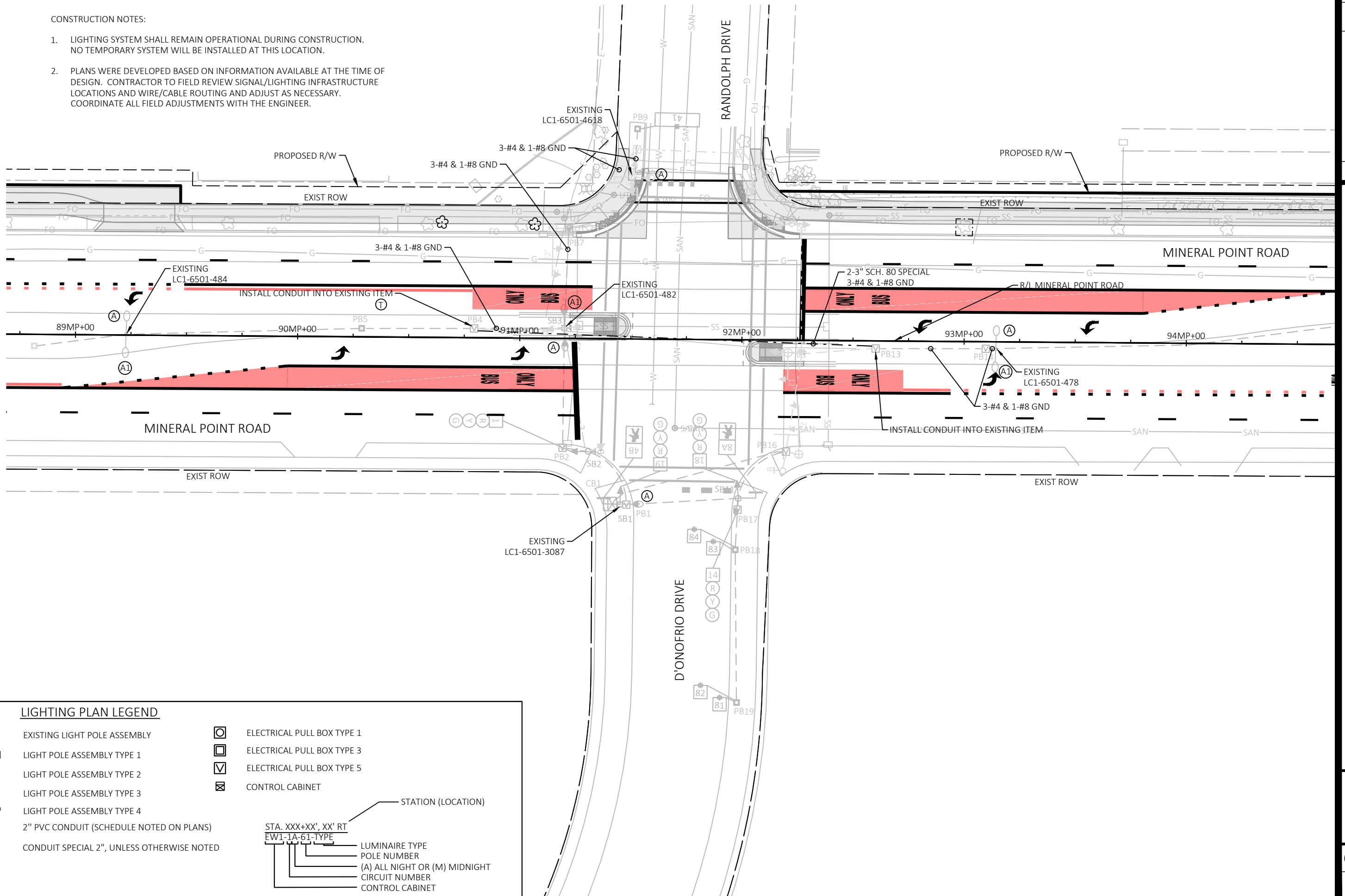
60631225P  
L-3B





CONSTRUCTION NOTES:

1. LIGHTING SYSTEM SHALL REMAIN OPERATIONAL DURING CONSTRUCTION. NO TEMPORARY SYSTEM WILL BE INSTALLED AT THIS LOCATION.
2. PLANS WERE DEVELOPED BASED ON INFORMATION AVAILABLE AT THE TIME OF DESIGN. CONTRACTOR TO FIELD REVIEW SIGNAL/LIGHTING INFRASTRUCTURE LOCATIONS AND WIRE/CABLE ROUTING AND ADJUST AS NECESSARY. COORDINATE ALL FIELD ADJUSTMENTS WITH THE ENGINEER.



LIGHTING PLAN LEGEND

- |  |  |  |                            |
|--|--|--|----------------------------|
|  | EXISTING LIGHT POLE ASSEMBLY               |  | ELECTRICAL PULL BOX TYPE 1 |
|  | LIGHT POLE ASSEMBLY TYPE 1                 |  | ELECTRICAL PULL BOX TYPE 3 |
|  | LIGHT POLE ASSEMBLY TYPE 2                 |  | ELECTRICAL PULL BOX TYPE 5 |
|  | LIGHT POLE ASSEMBLY TYPE 3                 |  | CONTROL CABINET            |
|  | LIGHT POLE ASSEMBLY TYPE 4                 |  |                            |
|  | 2" PVC CONDUIT (SCHEDULE NOTED ON PLANS)   |  |                            |
|  | CONDUIT SPECIAL 2", UNLESS OTHERWISE NOTED |  |                            |
- 
- |  |                               |
|--|-------------------------------|
|  | STATION (LOCATION)            |
|  | LUMINAIRE TYPE                |
|  | POLE NUMBER                   |
|  | (A) ALL NIGHT OR (M) MIDNIGHT |
|  | CIRCUIT NUMBER                |
|  | CONTROL CABINET               |

LIGHTING PLAN: EB MINERAL POINT ROAD AT RANDOLPH DRIVE/D'ONOFRIO DRIVE 60631225P

BUS RAPID TRANSIT

CITY OF MADISON



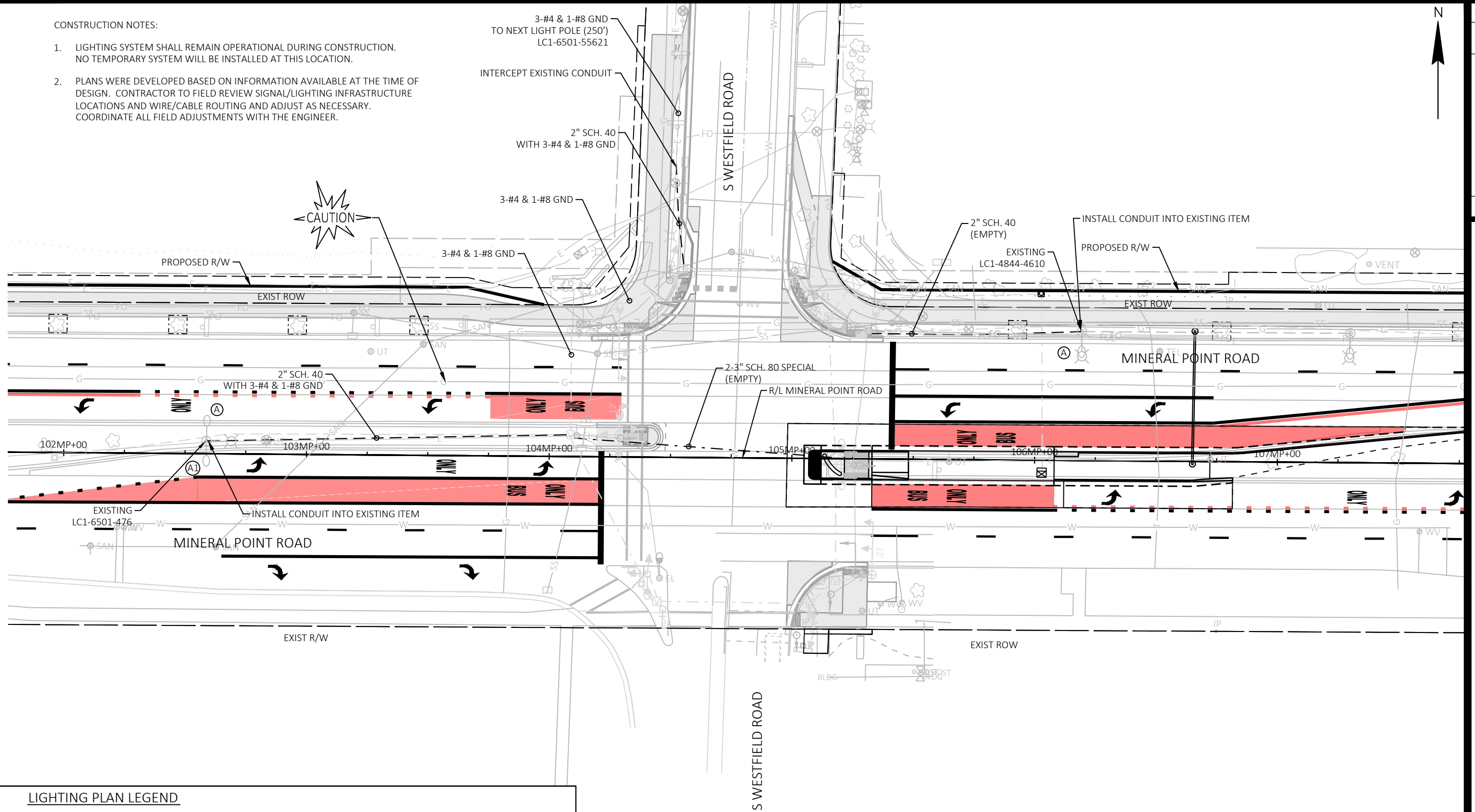
60631225P

L-4

MARK	REVISION	DATE	BY

CONSTRUCTION NOTES:

- LIGHTING SYSTEM SHALL REMAIN OPERATIONAL DURING CONSTRUCTION. NO TEMPORARY SYSTEM WILL BE INSTALLED AT THIS LOCATION.
- PLANS WERE DEVELOPED BASED ON INFORMATION AVAILABLE AT THE TIME OF DESIGN. CONTRACTOR TO FIELD REVIEW SIGNAL/LIGHTING INFRASTRUCTURE LOCATIONS AND WIRE/CABLE ROUTING AND ADJUST AS NECESSARY. COORDINATE ALL FIELD ADJUSTMENTS WITH THE ENGINEER.



LIGHTING PLAN LEGEND

- |  |  |  |                               |
|--|--|--|-------------------------------|
|  | EXISTING LIGHT POLE ASSEMBLY               |  | ELECTRICAL PULL BOX TYPE 1    |
|  | LIGHT POLE ASSEMBLY TYPE 1                 |  | ELECTRICAL PULL BOX TYPE 3    |
|  | LIGHT POLE ASSEMBLY TYPE 2                 |  | ELECTRICAL PULL BOX TYPE 5    |
|  | LIGHT POLE ASSEMBLY TYPE 3                 |  | CONTROL CABINET               |
|  | LIGHT POLE ASSEMBLY TYPE 4                 |  | CITY CIRCUIT ID               |
|  | 2" PVC CONDUIT (SCHEDULE NOTED ON PLANS)   |  | STATION (LOCATION)            |
|  | CONDUIT SPECIAL 2", UNLESS OTHERWISE NOTED |  | LUMINAIRE TYPE                |
|  |  |  | POLE NUMBER                   |
|  |  |  | (A) ALL NIGHT OR (M) MIDNIGHT |
|  |  |  | CIRCUIT NUMBER                |
|  |  |  | CONTROL CABINET               |

MARK	REVISION	DATE	BY

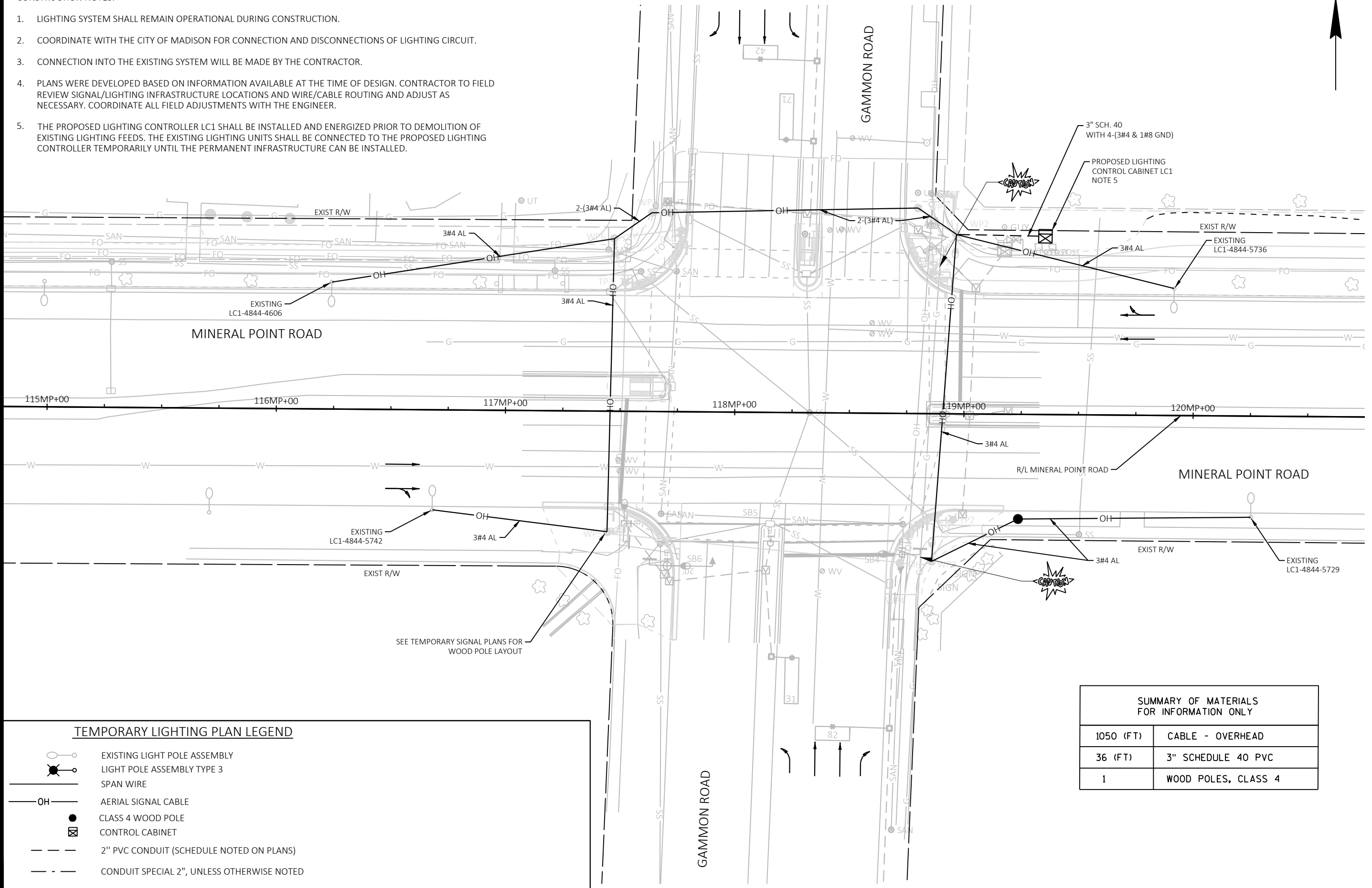
60631225P  
 CITY OF MADISON, DANE COUNTY, WI  
 CONTRACT NO: 60631225C

LIGHTING PLAN: EB MINERAL POINT ROAD AT WESTFIELD ROAD  
 BUS RAPID TRANSIT  
 CITY OF MADISON

60631225P  
 L-5

CONSTRUCTION NOTES:

1. LIGHTING SYSTEM SHALL REMAIN OPERATIONAL DURING CONSTRUCTION.
2. COORDINATE WITH THE CITY OF MADISON FOR CONNECTION AND DISCONNECTIONS OF LIGHTING CIRCUIT.
3. CONNECTION INTO THE EXISTING SYSTEM WILL BE MADE BY THE CONTRACTOR.
4. PLANS WERE DEVELOPED BASED ON INFORMATION AVAILABLE AT THE TIME OF DESIGN. CONTRACTOR TO FIELD REVIEW SIGNAL/LIGHTING INFRASTRUCTURE LOCATIONS AND WIRE/CABLE ROUTING AND ADJUST AS NECESSARY. COORDINATE ALL FIELD ADJUSTMENTS WITH THE ENGINEER.
5. THE PROPOSED LIGHTING CONTROLLER LC1 SHALL BE INSTALLED AND ENERGIZED PRIOR TO DEMOLITION OF EXISTING LIGHTING FEEDS. THE EXISTING LIGHTING UNITS SHALL BE CONNECTED TO THE PROPOSED LIGHTING CONTROLLER TEMPORARILY UNTIL THE PERMANENT INFRASTRUCTURE CAN BE INSTALLED.



TEMPORARY LIGHTING PLAN LEGEND

- EXISTING LIGHT POLE ASSEMBLY
- LIGHT POLE ASSEMBLY TYPE 3
- SPAN WIRE
- AERIAL SIGNAL CABLE
- CLASS 4 WOOD POLE
- CONTROL CABINET
- 2" PVC CONDUIT (SCHEDULE NOTED ON PLANS)
- CONDUIT SPECIAL 2", UNLESS OTHERWISE NOTED

SUMMARY OF MATERIALS FOR INFORMATION ONLY	
1050 (FT)	CABLE - OVERHEAD
36 (FT)	3" SCHEDULE 40 PVC
1	WOOD POLES, CLASS 4

MARK	REVISION	DATE	BY
60631225P	Designed By: AECOM	2022-09-24	60631225P
60631225P			

60631225P  
 TEMP SIGNAL PLAN - POSTCON: MINERAL POINT ROAD AT GAMMON ROAD  
 CITY OF MADISON, DANE COUNTY, WI  
 BUS RAPID TRANSIT  
 CITY OF MADISON  
 CONTRACT NO: 60631225C

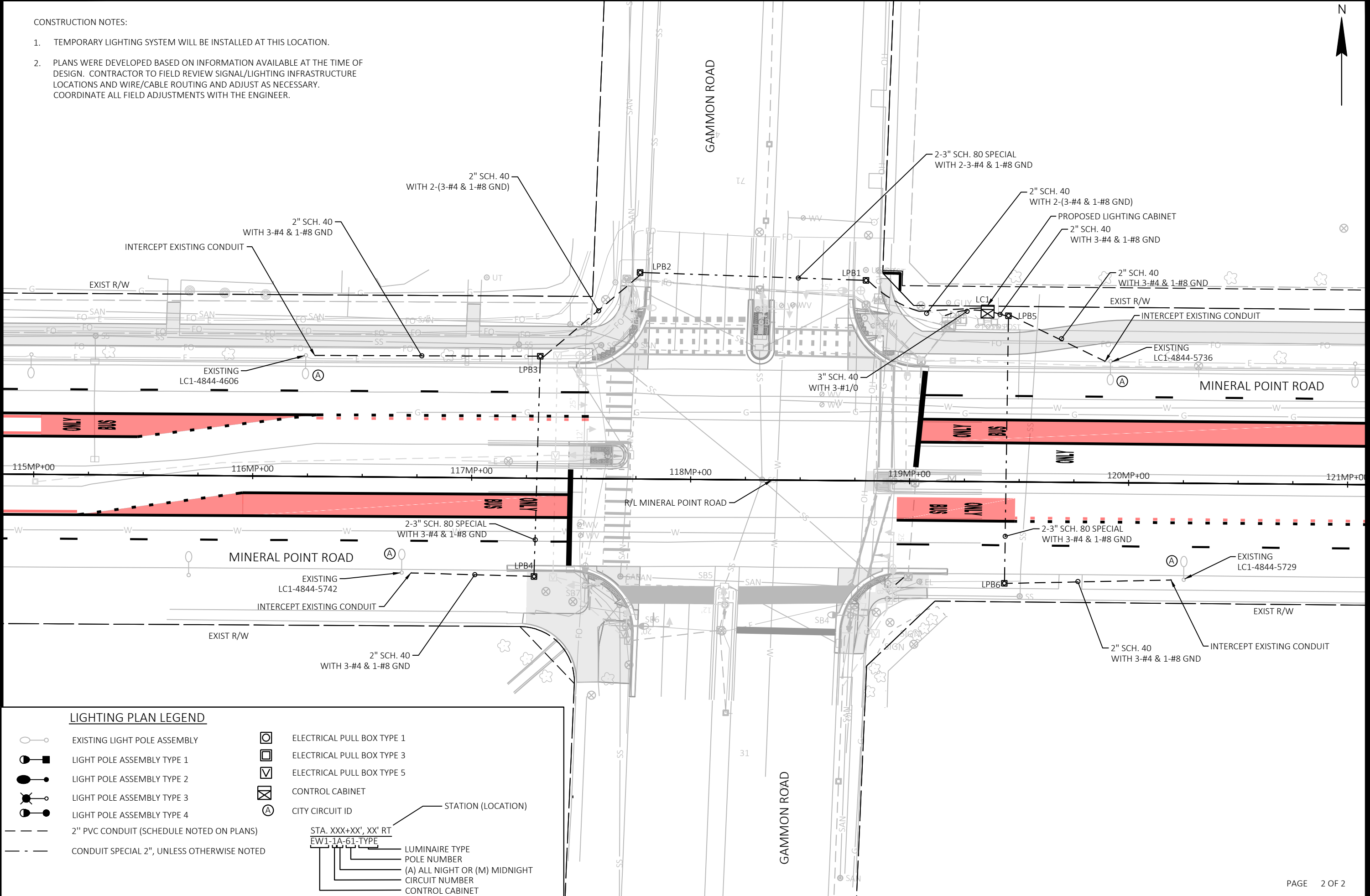


60631225P

L-6A

CONSTRUCTION NOTES:

- TEMPORARY LIGHTING SYSTEM WILL BE INSTALLED AT THIS LOCATION.
- PLANS WERE DEVELOPED BASED ON INFORMATION AVAILABLE AT THE TIME OF DESIGN. CONTRACTOR TO FIELD REVIEW SIGNAL/LIGHTING INFRASTRUCTURE LOCATIONS AND WIRE/CABLE ROUTING AND ADJUST AS NECESSARY. COORDINATE ALL FIELD ADJUSTMENTS WITH THE ENGINEER.



**LIGHTING PLAN LEGEND**

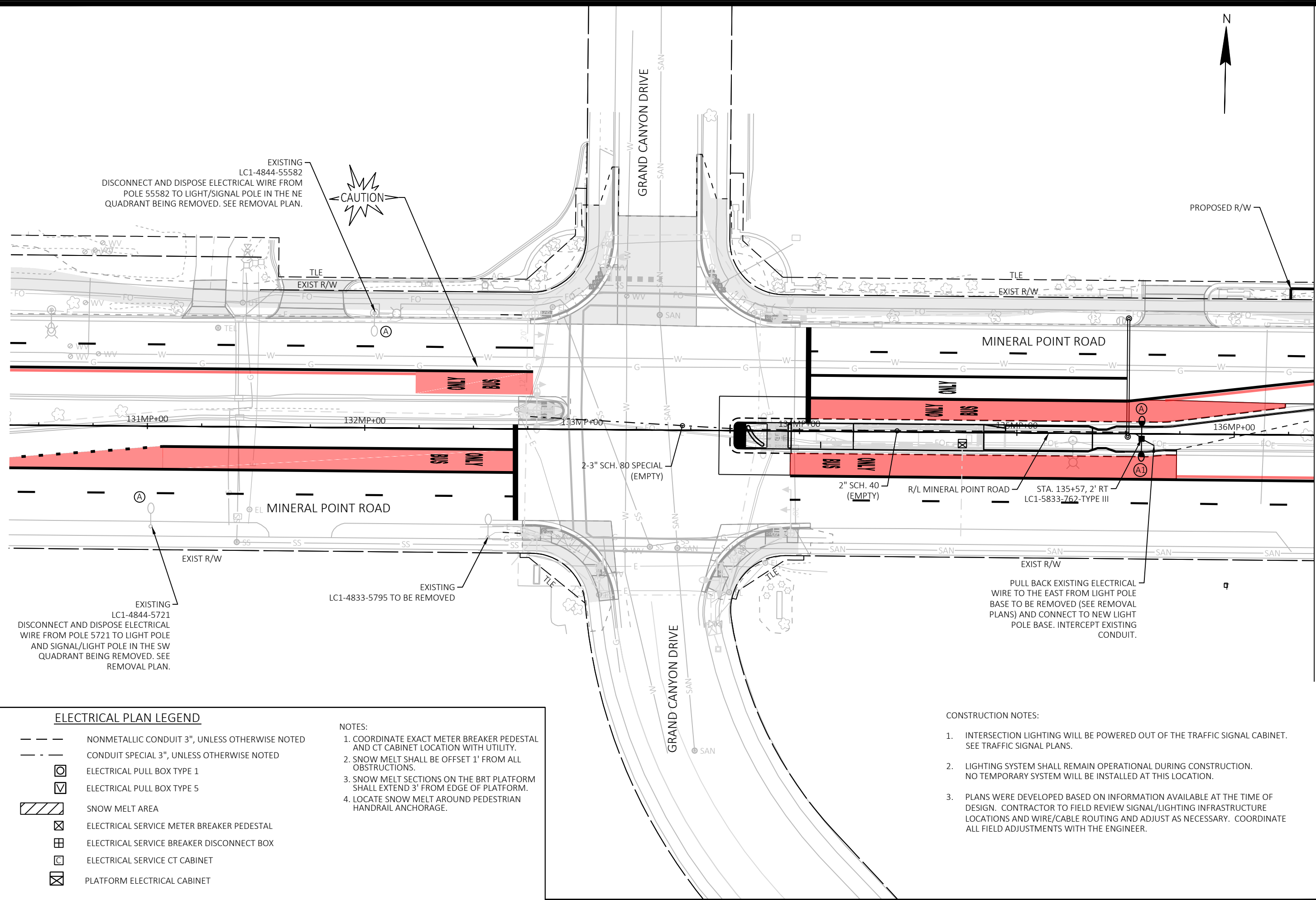
- |  |  |  |                               |
|--|--|--|-------------------------------|
|  | EXISTING LIGHT POLE ASSEMBLY               |  | ELECTRICAL PULL BOX TYPE 1    |
|  | LIGHT POLE ASSEMBLY TYPE 1                 |  | ELECTRICAL PULL BOX TYPE 3    |
|  | LIGHT POLE ASSEMBLY TYPE 2                 |  | ELECTRICAL PULL BOX TYPE 5    |
|  | LIGHT POLE ASSEMBLY TYPE 3                 |  | CONTROL CABINET               |
|  | LIGHT POLE ASSEMBLY TYPE 4                 |  | CITY CIRCUIT ID               |
|  | 2" PVC CONDUIT (SCHEDULE NOTED ON PLANS)   |  | STATION (LOCATION)            |
|  | CONDUIT SPECIAL 2", UNLESS OTHERWISE NOTED |  | LUMINAIRE TYPE                |
|  |  |  | POLE NUMBER                   |
|  |  |  | (A) ALL NIGHT OR (M) MIDNIGHT |
|  |  |  | CIRCUIT NUMBER                |
|  |  |  | CONTROL CABINET               |

MARK	REVISION	DATE	BY

60631225P  
 CITY OF MADISON, DANE COUNTY, WI  
 CONTRACT NO: 60631225C

LIGHTING PLAN: EB MINERAL POINT ROAD AT GAMMON ROAD  
 BUS RAPID TRANSIT  
 CITY OF MADISON

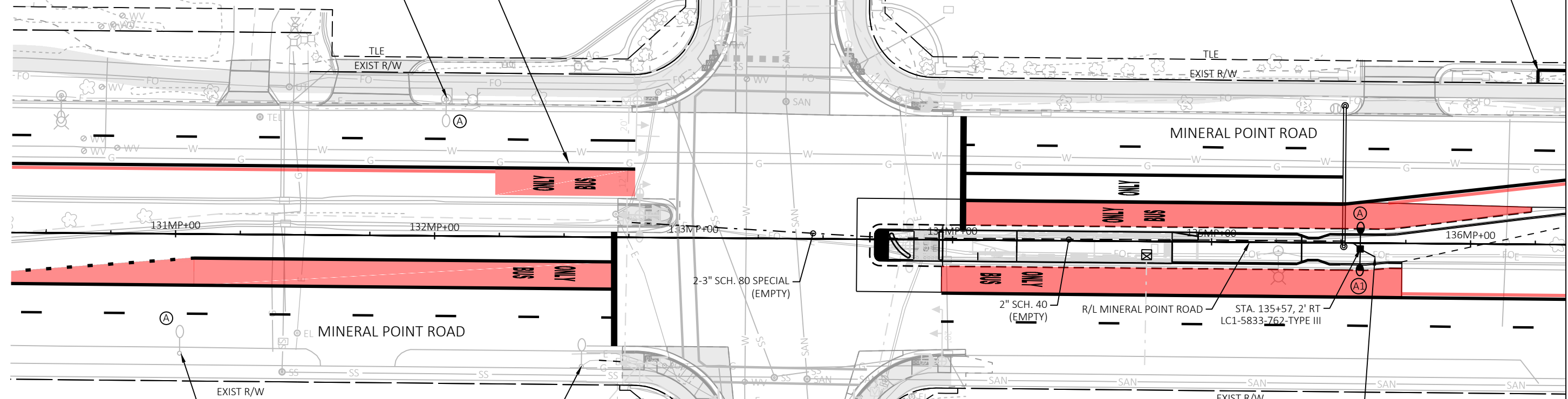
60631225P  
 L-6B



EXISTING LC1-4844-55582  
DISCONNECT AND DISPOSE ELECTRICAL WIRE FROM POLE 55582 TO LIGHT/SIGNAL POLE IN THE NE QUADRANT BEING REMOVED. SEE REMOVAL PLAN.



PROPOSED R/W



EXISTING LC1-4844-5721  
DISCONNECT AND DISPOSE ELECTRICAL WIRE FROM POLE 5721 TO LIGHT POLE AND SIGNAL/LIGHT POLE IN THE SW QUADRANT BEING REMOVED. SEE REMOVAL PLAN.

EXISTING LC1-4833-5795 TO BE REMOVED

PULL BACK EXISTING ELECTRICAL WIRE TO THE EAST FROM LIGHT POLE BASE TO BE REMOVED (SEE REMOVAL PLANS) AND CONNECT TO NEW LIGHT POLE BASE. INTERCEPT EXISTING CONDUIT.

**ELECTRICAL PLAN LEGEND**

- NONMETALLIC CONDUIT 3", UNLESS OTHERWISE NOTED
- - - CONDUIT SPECIAL 3", UNLESS OTHERWISE NOTED
- ELECTRICAL PULL BOX TYPE 1
- ▣ ELECTRICAL PULL BOX TYPE 5
- ▨ SNOW MELT AREA
- ⊠ ELECTRICAL SERVICE METER BREAKER PEDESTAL
- ⊞ ELECTRICAL SERVICE BREAKER DISCONNECT BOX
- ELECTRICAL SERVICE CT CABINET
- ⊠ PLATFORM ELECTRICAL CABINET

- NOTES:**
- COORDINATE EXACT METER BREAKER PEDESTAL AND CT CABINET LOCATION WITH UTILITY.
  - SNOW MELT SHALL BE OFFSET 1' FROM ALL OBSTRUCTIONS.
  - SNOW MELT SECTIONS ON THE BRT PLATFORM SHALL EXTEND 3' FROM EDGE OF PLATFORM.
  - LOCATE SNOW MELT AROUND PEDESTRIAN HANDRAIL ANCHORAGE.

**CONSTRUCTION NOTES:**

- INTERSECTION LIGHTING WILL BE POWERED OUT OF THE TRAFFIC SIGNAL CABINET. SEE TRAFFIC SIGNAL PLANS.
- LIGHTING SYSTEM SHALL REMAIN OPERATIONAL DURING CONSTRUCTION. NO TEMPORARY SYSTEM WILL BE INSTALLED AT THIS LOCATION.
- PLANS WERE DEVELOPED BASED ON INFORMATION AVAILABLE AT THE TIME OF DESIGN. CONTRACTOR TO FIELD REVIEW SIGNAL/LIGHTING INFRASTRUCTURE LOCATIONS AND WIRE/CABLE ROUTING AND ADJUST AS NECESSARY. COORDINATE ALL FIELD ADJUSTMENTS WITH THE ENGINEER.

MARK	REVISION	DATE	BY

Designed By: AECOM | Date: 2022-09-27  
60631225P

LIGHTING PLAN: WB MINERAL POINT ROAD AT GRAND CANYON DRIVE 60631225P  
 BUS RAPID TRANSIT CITY OF MADISON, DANE COUNTY, WI  
 CITY OF MADISON CONTRACT NO: 60631225C

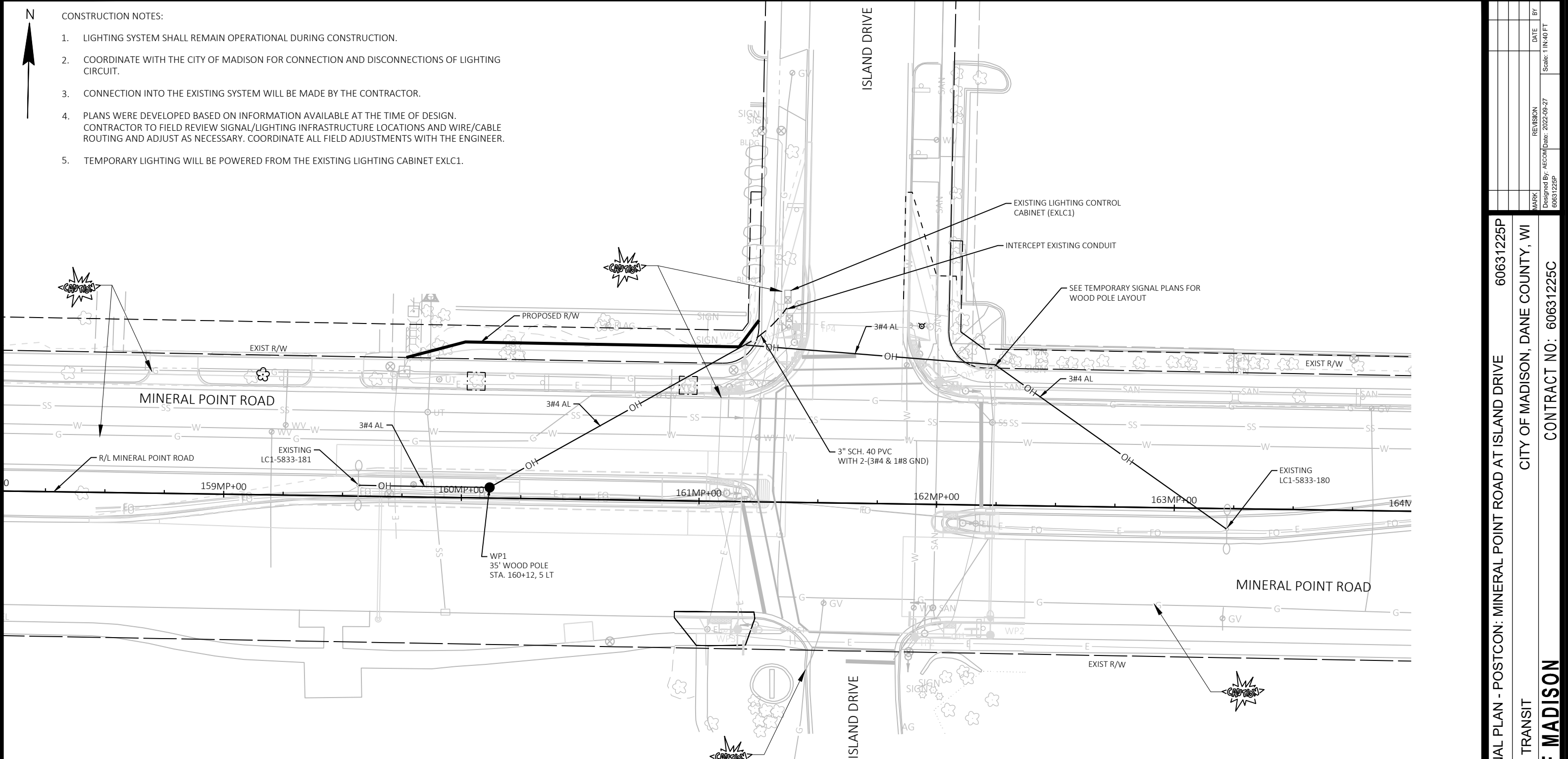


60631225P



CONSTRUCTION NOTES:

1. LIGHTING SYSTEM SHALL REMAIN OPERATIONAL DURING CONSTRUCTION.
2. COORDINATE WITH THE CITY OF MADISON FOR CONNECTION AND DISCONNECTIONS OF LIGHTING CIRCUIT.
3. CONNECTION INTO THE EXISTING SYSTEM WILL BE MADE BY THE CONTRACTOR.
4. PLANS WERE DEVELOPED BASED ON INFORMATION AVAILABLE AT THE TIME OF DESIGN. CONTRACTOR TO FIELD REVIEW SIGNAL/LIGHTING INFRASTRUCTURE LOCATIONS AND WIRE/CABLE ROUTING AND ADJUST AS NECESSARY. COORDINATE ALL FIELD ADJUSTMENTS WITH THE ENGINEER.
5. TEMPORARY LIGHTING WILL BE POWERED FROM THE EXISTING LIGHTING CABINET EXLC1.



TEMPORARY LIGHTING PLAN LEGEND

- |  |                              |  |                            |
|--|------------------------------|--|----------------------------|
|  | EXISTING LIGHT POLE ASSEMBLY |  | LIGHT POLE ASSEMBLY TYPE 1 |
|  | SPAN WIRE                    |  | LIGHT POLE ASSEMBLY TYPE 2 |
|  | AERIAL SIGNAL CABLE          |  | LIGHT POLE ASSEMBLY TYPE 3 |
|  | CLASS 4 WOOD POLE            |  | LIGHT POLE ASSEMBLY TYPE 4 |
|  | CONTROL CABINET              |  | ELECTRICAL PULL BOX TYPE 1 |
|  |                              |  |                            |
|  |                              |  |                            |

SUMMARY OF MATERIALS FOR INFORMATION ONLY

1	WOOD POLES, CLASS 4
410 (FT)	CABLE - OVERHEAD
25 (FT)	3" SCHEDULE 40 PVC

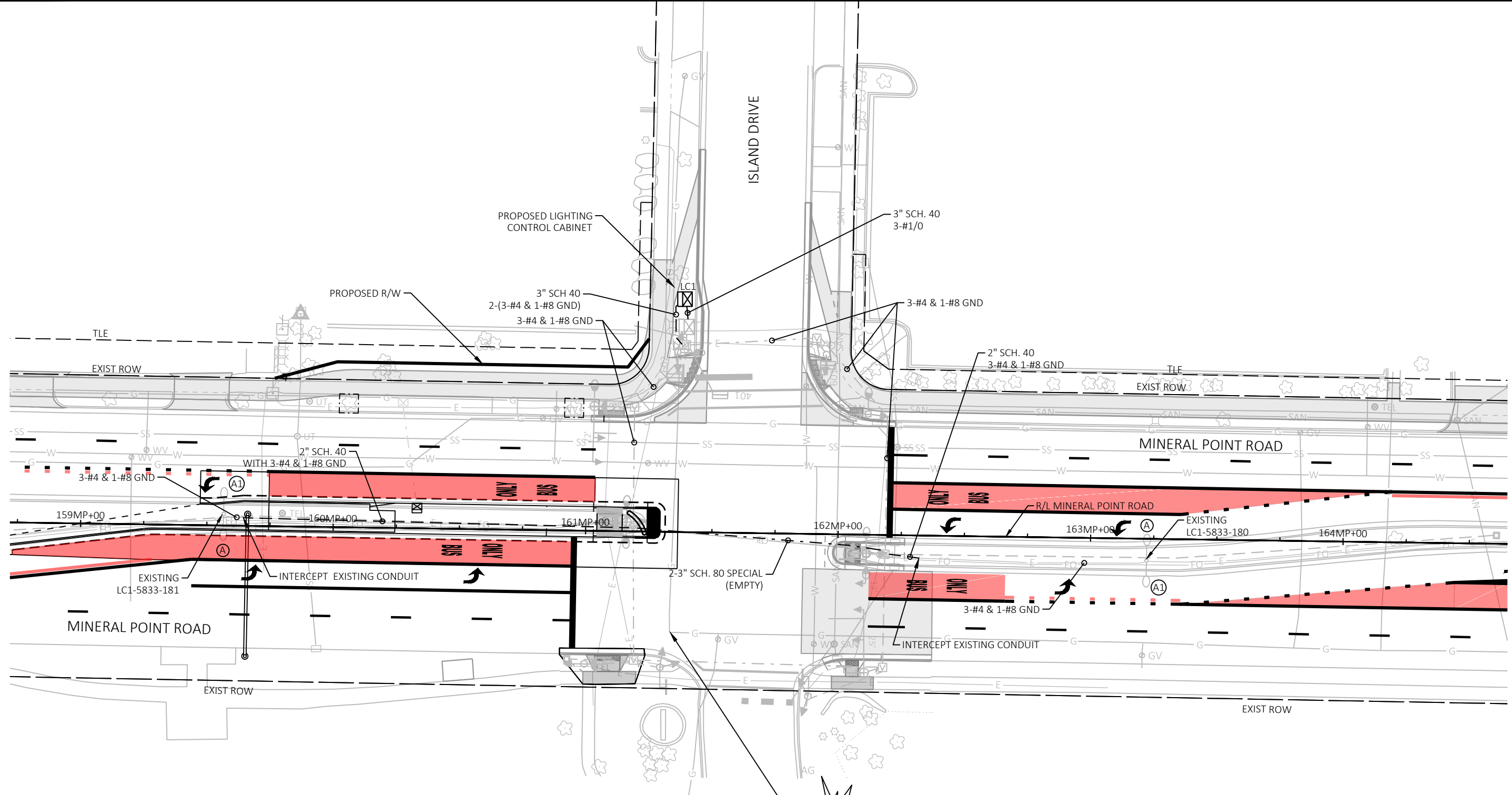
MARK	REVISION	DATE	BY
60631225P	Designed By: AECOM	2022-09-27	60631225P
Scale: 1 IN=40 FT			

TEMP SIGNAL PLAN - POSTCON: MINERAL POINT ROAD AT ISLAND DRIVE 60631225P  
 CITY OF MADISON, DANE COUNTY, WI  
 BUS RAPID TRANSIT  
 CITY OF MADISON  
 CONTRACT NO: 60631225C



60631225P

L-8A



**LIGHTING PLAN LEGEND**

	EXISTING LIGHT POLE ASSEMBLY		ELECTRICAL PULL BOX TYPE 1
	LIGHT POLE ASSEMBLY TYPE 1		ELECTRICAL PULL BOX TYPE 3
	LIGHT POLE ASSEMBLY TYPE 2		ELECTRICAL PULL BOX TYPE 5
	LIGHT POLE ASSEMBLY TYPE 3		CONTROL CABINET
	LIGHT POLE ASSEMBLY TYPE 4		CITY CIRCUIT ID
	2\" PVC CONDUIT (SCHEDULE NOTED ON PLANS)		STATION (LOCATION)
	CONDUIT SPECIAL 2\", UNLESS OTHERWISE NOTED		STA. XXX+XX', XX' RT EW1-1A-61-TYPE
			LUMINAIRE TYPE
			POLE NUMBER
			(A) ALL NIGHT OR (M) MIDNIGHT
			CIRCUIT NUMBER
			CONTROL CABINET

**CONSTRUCTION NOTES:**

1. INTERSECTION LIGHTING WILL BE POWERED OUT OF THE TRAFFIC SIGNAL CABINET. SEE TRAFFIC SIGNAL PLANS.
2. TEMPORARY LIGHTING SYSTEM WILL BE INSTALLED AT THIS LOCATION.
3. PLANS WERE DEVELOPED BASED ON INFORMATION AVAILABLE AT THE TIME OF DESIGN. CONTRACTOR TO FIELD REVIEW SIGNAL/LIGHTING INFRASTRUCTURE LOCATIONS AND WIRE/CABLE ROUTING AND ADJUST AS NECESSARY. COORDINATE ALL FIELD ADJUSTMENTS WITH THE ENGINEER.
4. SHARED ELECTRICAL SERVICE AND ELECTRICAL METER PEDESTAL WITH SIGNAL CABINET.

MARK	REVISION	DATE	BY

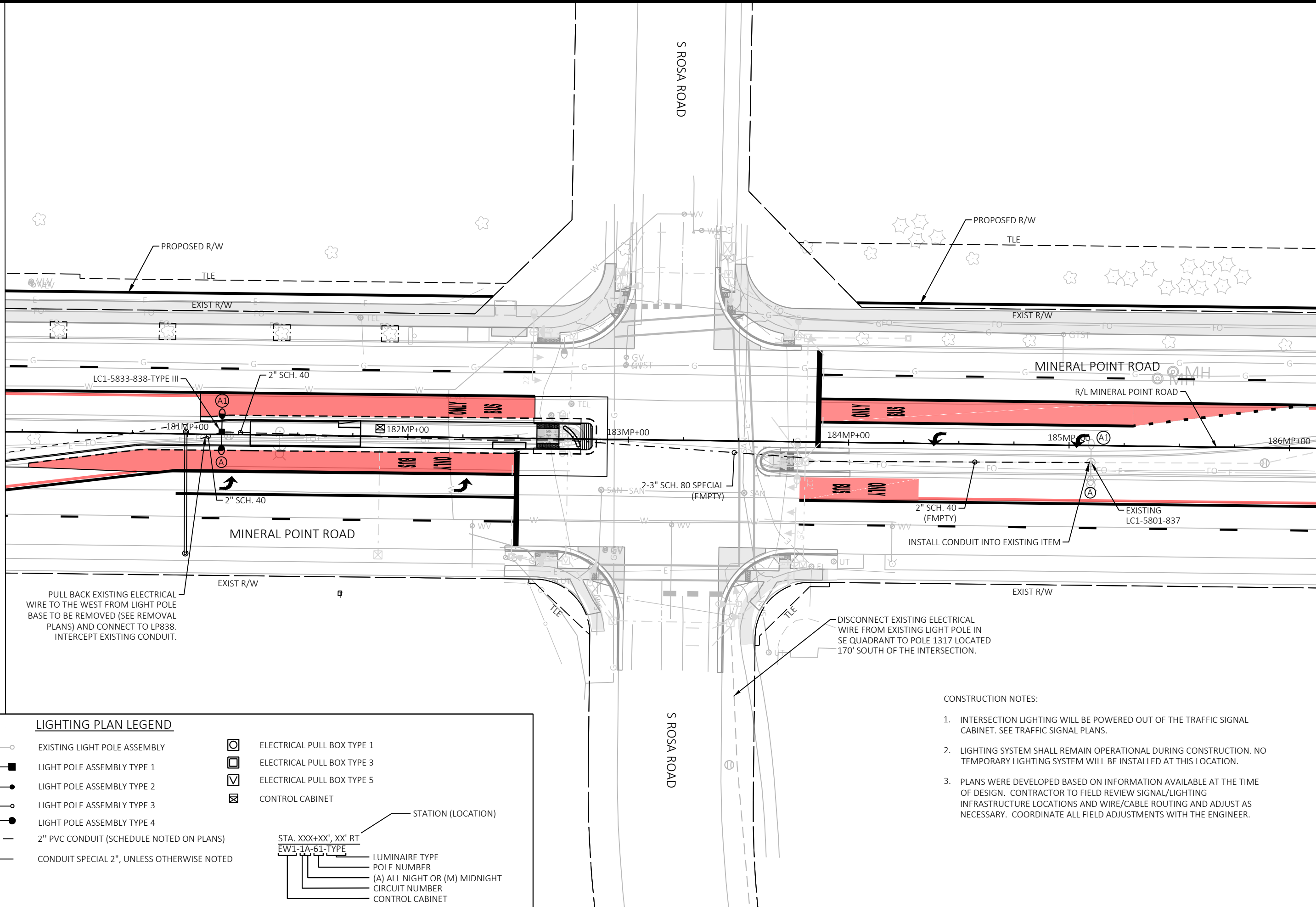
Designed By: AECOM | Date: 2022-09-28  
60631225P

60631225P  
 LIGHTING PLAN: MINERAL POINT ROAD AT ISLAND DRIVE  
 CITY OF MADISON, DANE COUNTY, WI  
 BUS RAPID TRANSIT  
 CITY OF MADISON  
 CONTRACT NO: 60631225C



60631225P

L-8B



**LIGHTING PLAN LEGEND**

- |  |  |  |                            |
|--|--|--|----------------------------|
|  | EXISTING LIGHT POLE ASSEMBLY               |  | ELECTRICAL PULL BOX TYPE 1 |
|  | LIGHT POLE ASSEMBLY TYPE 1                 |  | ELECTRICAL PULL BOX TYPE 3 |
|  | LIGHT POLE ASSEMBLY TYPE 2                 |  | ELECTRICAL PULL BOX TYPE 5 |
|  | LIGHT POLE ASSEMBLY TYPE 3                 |  | CONTROL CABINET            |
|  | LIGHT POLE ASSEMBLY TYPE 4                 |  |                            |
|  | 2" PVC CONDUIT (SCHEDULE NOTED ON PLANS)   |  |                            |
|  | CONDUIT SPECIAL 2", UNLESS OTHERWISE NOTED |  |                            |
- 
- |  |                               |
|--|-------------------------------|
|  | STATION (LOCATION)            |
|  | LUMINAIRE TYPE                |
|  | POLE NUMBER                   |
|  | (A) ALL NIGHT OR (M) MIDNIGHT |
|  | CIRCUIT NUMBER                |
|  | CONTROL CABINET               |

**CONSTRUCTION NOTES:**

1. INTERSECTION LIGHTING WILL BE POWERED OUT OF THE TRAFFIC SIGNAL CABINET. SEE TRAFFIC SIGNAL PLANS.
2. LIGHTING SYSTEM SHALL REMAIN OPERATIONAL DURING CONSTRUCTION. NO TEMPORARY LIGHTING SYSTEM WILL BE INSTALLED AT THIS LOCATION.
3. PLANS WERE DEVELOPED BASED ON INFORMATION AVAILABLE AT THE TIME OF DESIGN. CONTRACTOR TO FIELD REVIEW SIGNAL/LIGHTING INFRASTRUCTURE LOCATIONS AND WIRE/CABLE ROUTING AND ADJUST AS NECESSARY. COORDINATE ALL FIELD ADJUSTMENTS WITH THE ENGINEER.

LIGHTING PLAN: WB MINERAL POINT ROAD AT S ROSA ROAD  
 CITY OF MADISON, DANE COUNTY, WI  
 BUS RAPID TRANSIT  
 CITY OF MADISON  
 CONTRACT NO: 60631225C

MARK	REVISION	DATE	BY

Designed By: AECOM  
 60631225P  
 Scale: 1 IN=40 FT

60631225P

L-9



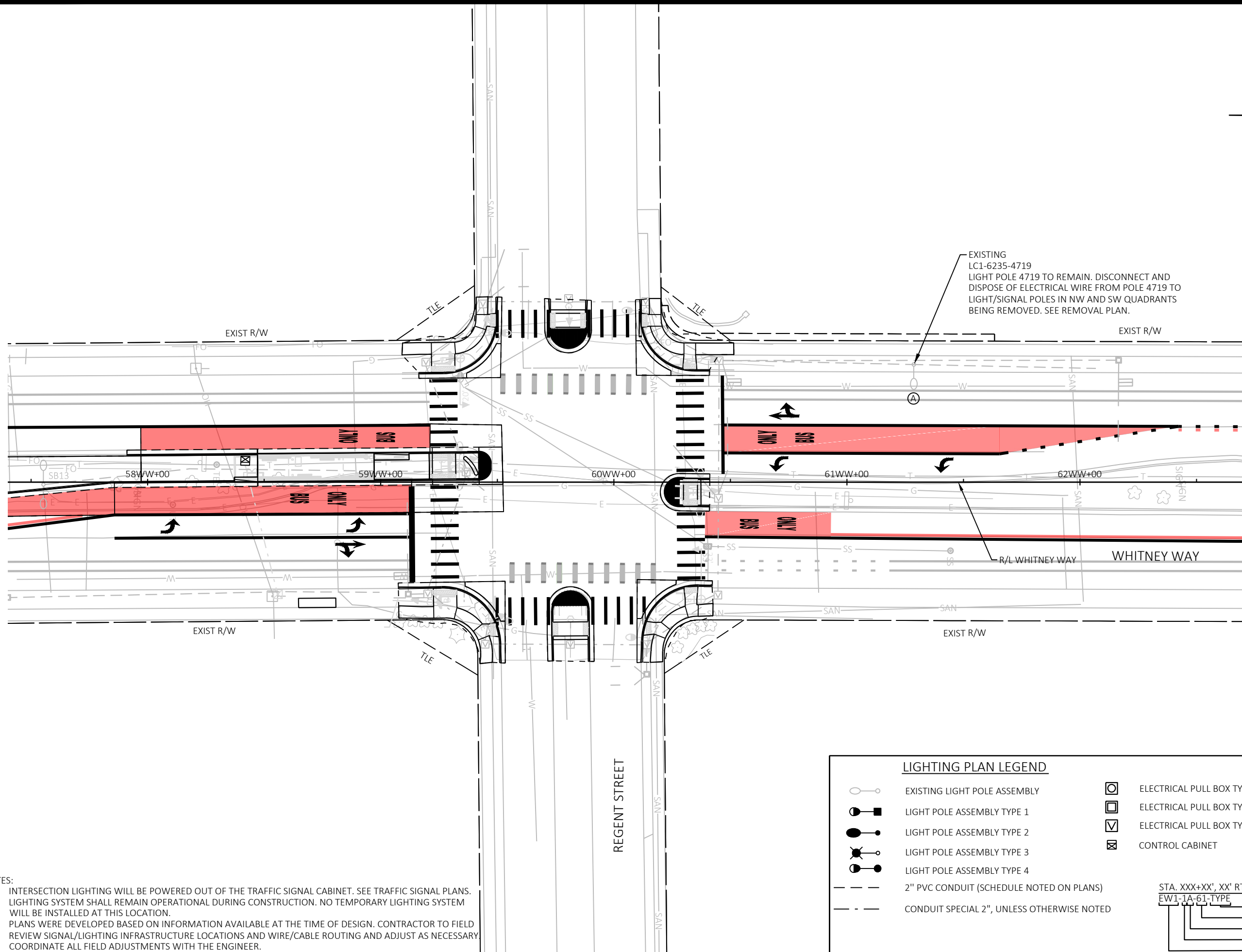
WHITNEY WAY & MINERAL POINT INTERSECTION TRAFFIC SIGNAL & LIGHTING WORK INCLUDED  
IN SEPARATE CITY OF MADISON PROJECT (WIDENED SIDEWALK)

MARK	REVISION	DATE	BY

60631225P  
LIGHTING PLAN: WHITNEY WAY AT MINERAL POINT  
ROAD  
BUS RAPID TRANSIT  
CITY OF MADISON, DANE COUNTY, WI  
CONTRACT NO: 60631225C



60631225P  
L-10



EXISTING LC1-6235-4719 LIGHT POLE 4719 TO REMAIN. DISCONNECT AND DISPOSE OF ELECTRICAL WIRE FROM POLE 4719 TO LIGHT/SIGNAL POLES IN NW AND SW QUADRANTS BEING REMOVED. SEE REMOVAL PLAN.

- NOTES:
1. INTERSECTION LIGHTING WILL BE POWERED OUT OF THE TRAFFIC SIGNAL CABINET. SEE TRAFFIC SIGNAL PLANS.
  2. LIGHTING SYSTEM SHALL REMAIN OPERATIONAL DURING CONSTRUCTION. NO TEMPORARY LIGHTING SYSTEM WILL BE INSTALLED AT THIS LOCATION.
  3. PLANS WERE DEVELOPED BASED ON INFORMATION AVAILABLE AT THE TIME OF DESIGN. CONTRACTOR TO FIELD REVIEW SIGNAL/LIGHTING INFRASTRUCTURE LOCATIONS AND WIRE/CABLE ROUTING AND ADJUST AS NECESSARY. COORDINATE ALL FIELD ADJUSTMENTS WITH THE ENGINEER.

**LIGHTING PLAN LEGEND**

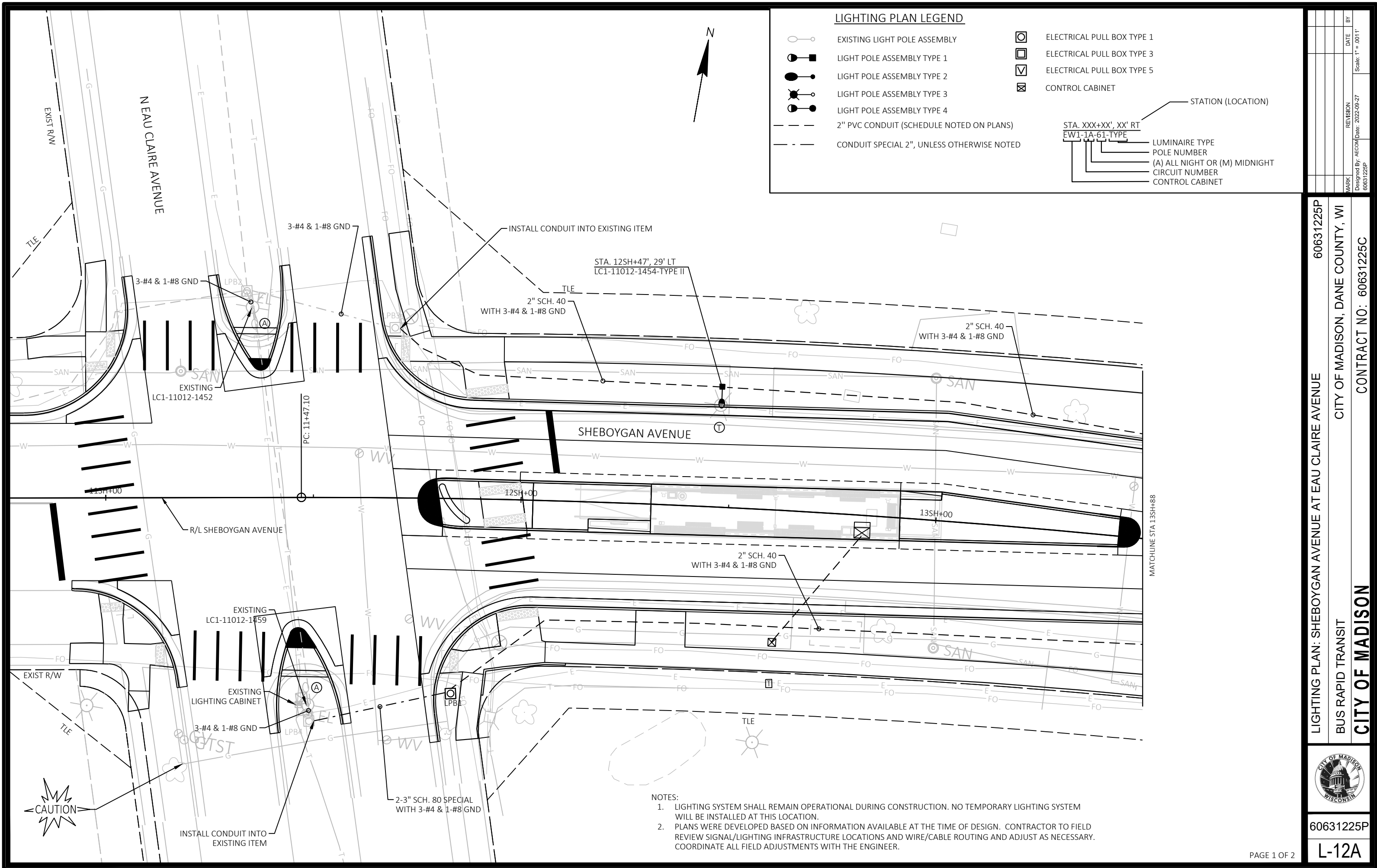
	EXISTING LIGHT POLE ASSEMBLY		ELECTRICAL PULL BOX TYPE 1
	LIGHT POLE ASSEMBLY TYPE 1		ELECTRICAL PULL BOX TYPE 3
	LIGHT POLE ASSEMBLY TYPE 2		ELECTRICAL PULL BOX TYPE 5
	LIGHT POLE ASSEMBLY TYPE 3		CONTROL CABINET
	LIGHT POLE ASSEMBLY TYPE 4		
	2" PVC CONDUIT (SCHEDULE NOTED ON PLANS)		
	CONDUIT SPECIAL 2", UNLESS OTHERWISE NOTED		

STA. XXX+XX', XX' RT  
 EW1-1A-61-TYPE  
 LUMINAIRE TYPE  
 POLE NUMBER  
 (A) ALL NIGHT OR (M) MIDNIGHT  
 CIRCUIT NUMBER  
 CONTROL CABINET

MARK	REVISION	DATE	BY
60631225P	Designed By: AECOM	2022-09-27	60631225P
Scale: 1 IN=40 FT			

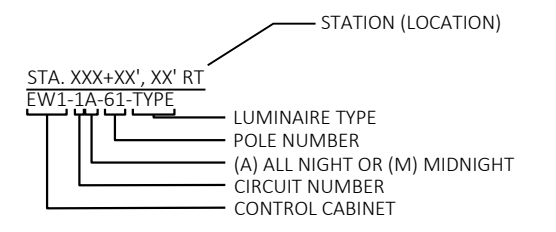
LIGHTING PLAN: WHITNEY WAY AT REGENT STREET  
 CITY OF MADISON, DANE COUNTY, WI  
 BUS RAPID TRANSIT  
 CITY OF MADISON  
 CONTRACT NO: 60631225C  
 60631225P  
 L-11

FILE NAME: C:\P\WORKING\AECOM\_DS20\_NA\_2019\BENJAMIN.GIESE@AECOM.COM\DM58648\023611-LP.DWG  
 LAYOUT NAME - Plan 1 IN 20 FT 02  
 LAST PLOT DATE - 2022-09-27



**LIGHTING PLAN LEGEND**

- EXISTING LIGHT POLE ASSEMBLY
- LIGHT POLE ASSEMBLY TYPE 1
- LIGHT POLE ASSEMBLY TYPE 2
- LIGHT POLE ASSEMBLY TYPE 3
- LIGHT POLE ASSEMBLY TYPE 4
- 2" PVC CONDUIT (SCHEDULE NOTED ON PLANS)
- CONDUIT SPECIAL 2", UNLESS OTHERWISE NOTED
- ELECTRICAL PULL BOX TYPE 1
- ELECTRICAL PULL BOX TYPE 3
- ELECTRICAL PULL BOX TYPE 5
- CONTROL CABINET



- NOTES:**
1. LIGHTING SYSTEM SHALL REMAIN OPERATIONAL DURING CONSTRUCTION. NO TEMPORARY LIGHTING SYSTEM WILL BE INSTALLED AT THIS LOCATION.
  2. PLANS WERE DEVELOPED BASED ON INFORMATION AVAILABLE AT THE TIME OF DESIGN. CONTRACTOR TO FIELD REVIEW SIGNAL/LIGHTING INFRASTRUCTURE LOCATIONS AND WIRE/CABLE ROUTING AND ADJUST AS NECESSARY. COORDINATE ALL FIELD ADJUSTMENTS WITH THE ENGINEER.












LIGHTING PLAN: SHEBOYGAN AVENUE AT EAU CLAIRE AVENUE  
 BUS RAPID TRANSIT  
 CITY OF MADISON  
 60631225P  
 CONTRACT NO: 60631225C

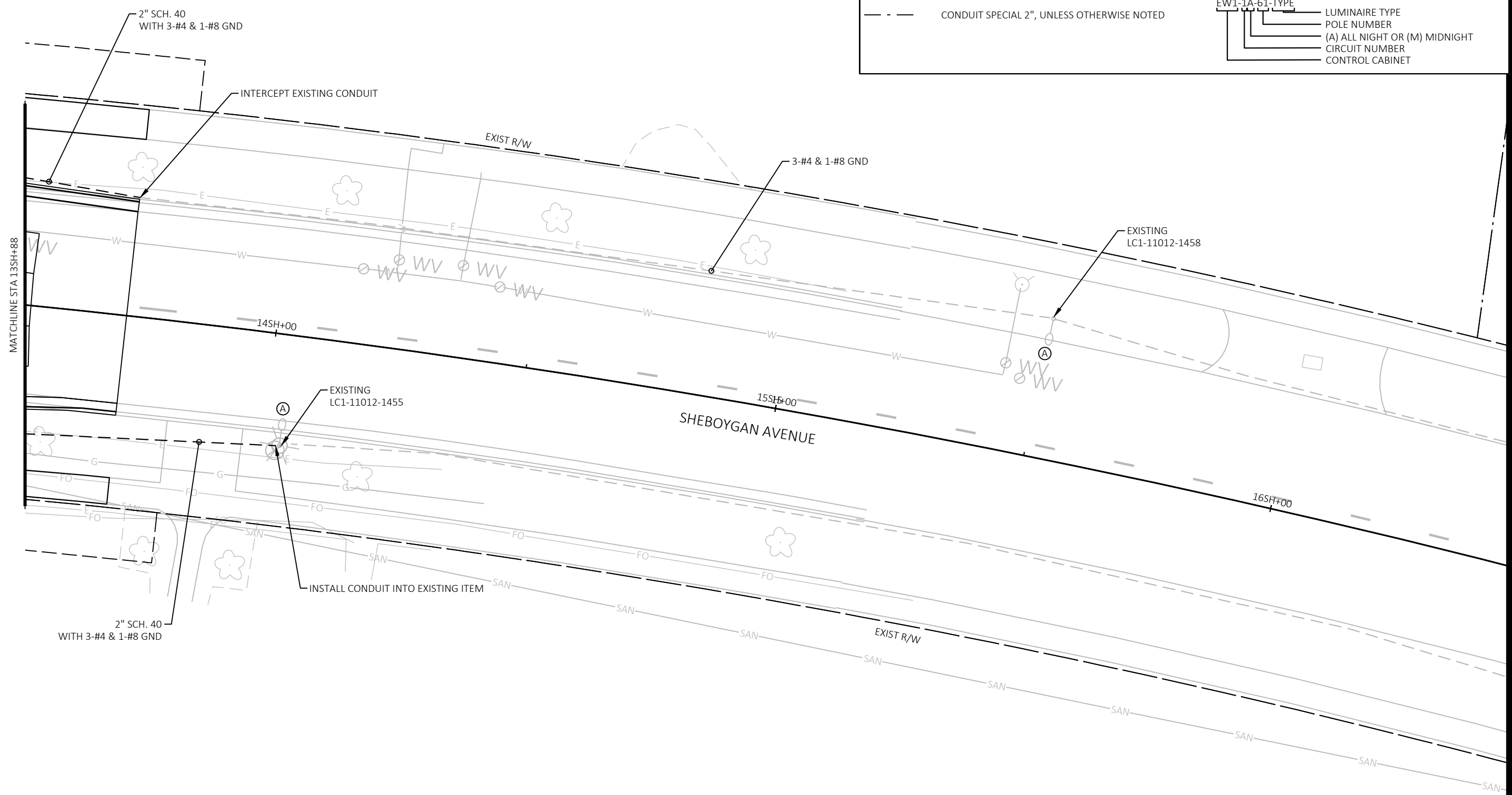
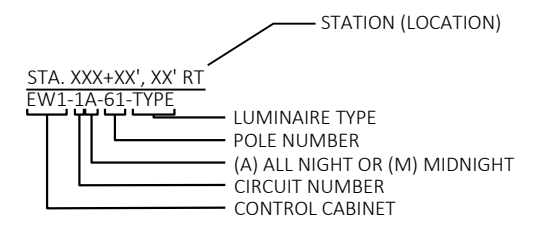


60631225P  
L-12A



**LIGHTING PLAN LEGEND**

-  EXISTING LIGHT POLE ASSEMBLY
-  LIGHT POLE ASSEMBLY TYPE 1
-  LIGHT POLE ASSEMBLY TYPE 2
-  LIGHT POLE ASSEMBLY TYPE 3
-  LIGHT POLE ASSEMBLY TYPE 4
-  2" PVC CONDUIT (SCHEDULE NOTED ON PLANS)
-  CONDUIT SPECIAL 2", UNLESS OTHERWISE NOTED
-  ELECTRICAL PULL BOX TYPE 1
-  ELECTRICAL PULL BOX TYPE 3
-  ELECTRICAL PULL BOX TYPE 5
-  CONTROL CABINET



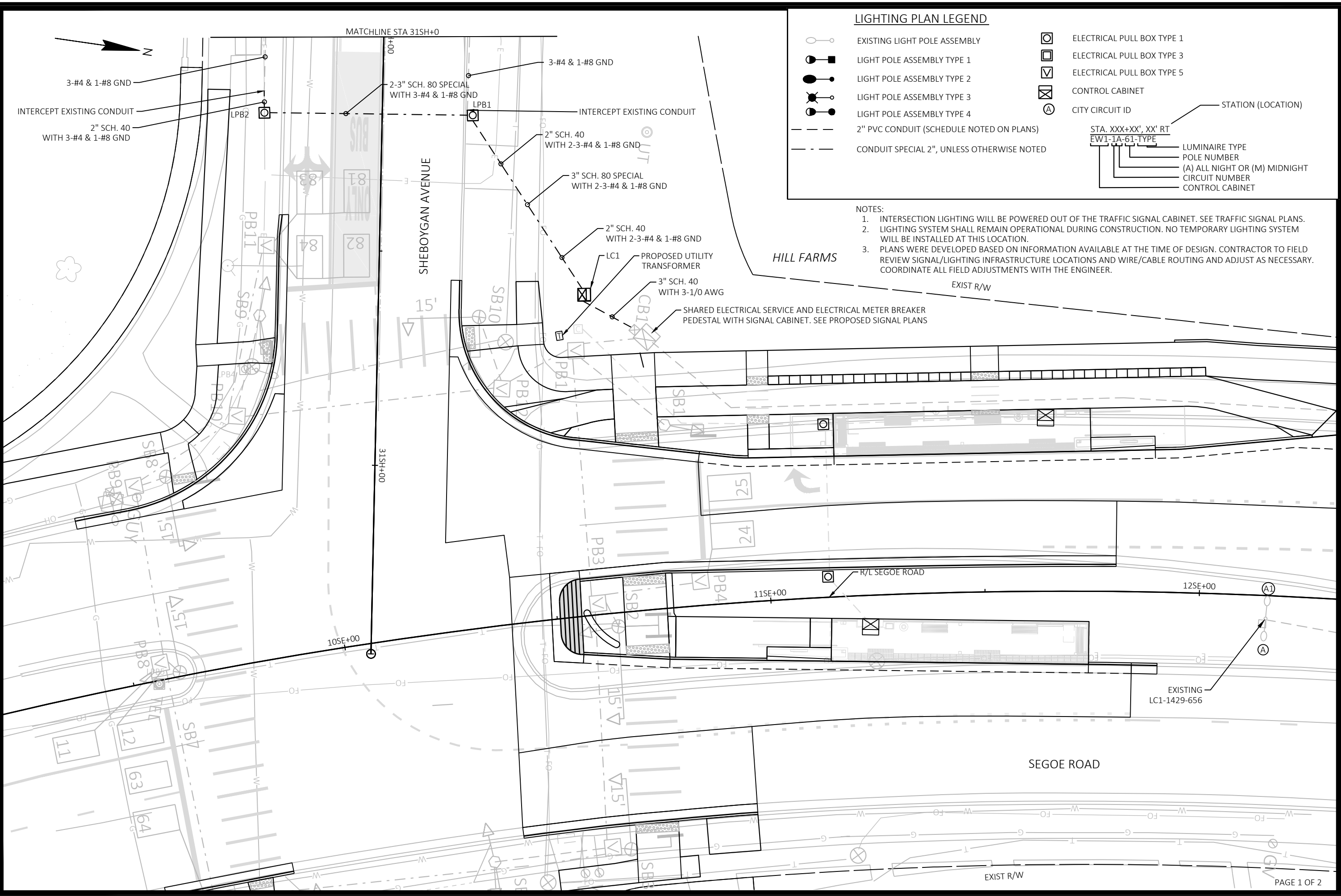
60631225P  
 LIGHTING PLAN: SHEBOYGAN AVENUE AT EAU CLAIRE AVENUE  
 CITY OF MADISON, DANE COUNTY, WI  
 BUS RAPID TRANSIT  
**CITY OF MADISON**  
 CONTRACT NO: 60631225C



60631225P

L-12B

FILE NAME : C:\P\WORKING\AECOM\_DS20\_NA\_2019\BENJAMIN.GEISE@AECOM.COM\DM58648\023612-1P.DWG  
 LAYOUT NAME - 2 Plan 1 IN 20 FT  
 LAST PLOT DATE - 2022-09-27  
 Scale: 1" = 100'



**LIGHTING PLAN LEGEND**

- EXISTING LIGHT POLE ASSEMBLY
- LIGHT POLE ASSEMBLY TYPE 1
- LIGHT POLE ASSEMBLY TYPE 2
- LIGHT POLE ASSEMBLY TYPE 3
- LIGHT POLE ASSEMBLY TYPE 4
- 2" PVC CONDUIT (SCHEDULE NOTED ON PLANS)
- CONDUIT SPECIAL 2", UNLESS OTHERWISE NOTED
- ELECTRICAL PULL BOX TYPE 1
- ELECTRICAL PULL BOX TYPE 3
- ELECTRICAL PULL BOX TYPE 5
- CONTROL CABINET
- CITY CIRCUIT ID
- STATION (LOCATION)
- LUMINAIRE TYPE
- POLE NUMBER
- (A) ALL NIGHT OR (M) MIDNIGHT
- CIRCUIT NUMBER
- CONTROL CABINET

**NOTES:**

1. INTERSECTION LIGHTING WILL BE POWERED OUT OF THE TRAFFIC SIGNAL CABINET. SEE TRAFFIC SIGNAL PLANS.
2. LIGHTING SYSTEM SHALL REMAIN OPERATIONAL DURING CONSTRUCTION. NO TEMPORARY LIGHTING SYSTEM WILL BE INSTALLED AT THIS LOCATION.
3. PLANS WERE DEVELOPED BASED ON INFORMATION AVAILABLE AT THE TIME OF DESIGN. CONTRACTOR TO FIELD REVIEW SIGNAL/LIGHTING INFRASTRUCTURE LOCATIONS AND WIRE/CABLE ROUTING AND ADJUST AS NECESSARY. COORDINATE ALL FIELD ADJUSTMENTS WITH THE ENGINEER.

MARK	REVISION	DATE	BY












**LIGHTING PLAN: SHEBOYGAN AVENUE AT SEGOE ROAD**  
**BUS RAPID TRANSIT**  
**CITY OF MADISON**

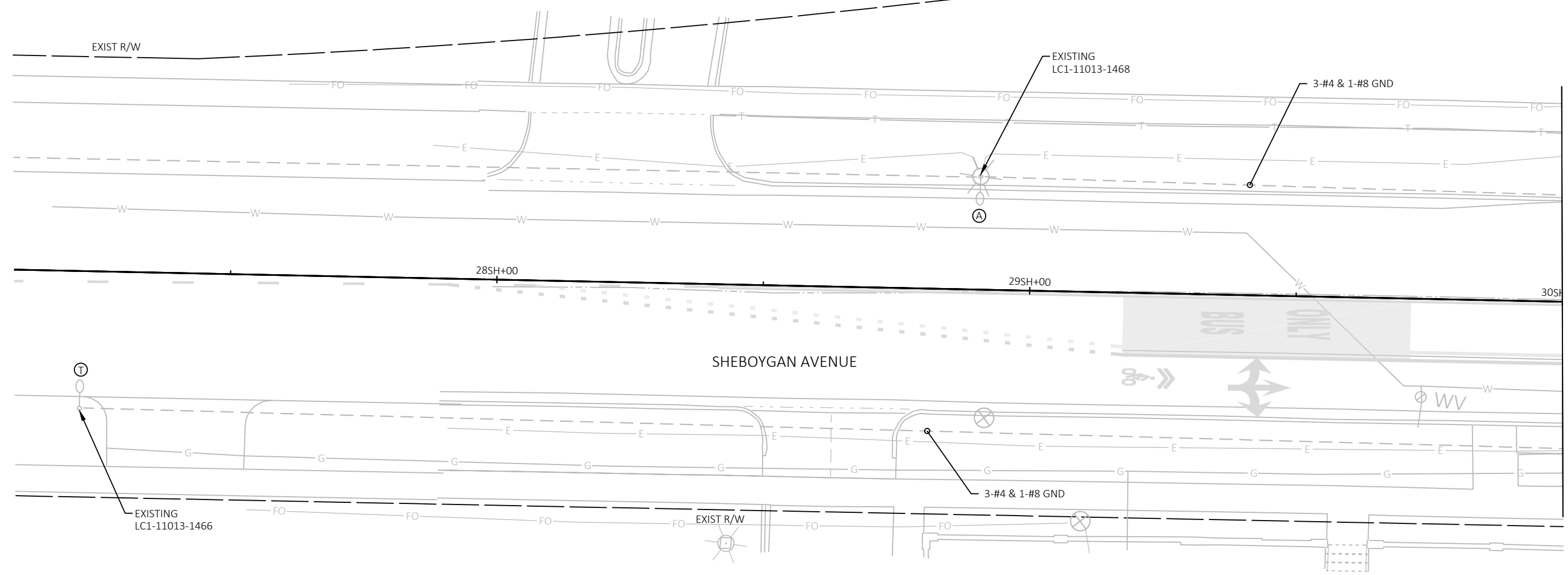
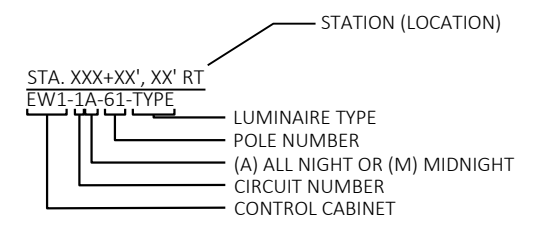
CITY OF MADISON, DANE COUNTY, WI  
 CONTRACT NO: 60631225C

60631225P  
 L-13A



**LIGHTING PLAN LEGEND**

-  EXISTING LIGHT POLE ASSEMBLY
-  LIGHT POLE ASSEMBLY TYPE 1
-  LIGHT POLE ASSEMBLY TYPE 2
-  LIGHT POLE ASSEMBLY TYPE 3
-  LIGHT POLE ASSEMBLY TYPE 4
-  2" PVC CONDUIT (SCHEDULE NOTED ON PLANS)
-  CONDUIT SPECIAL 2", UNLESS OTHERWISE NOTED
-  ELECTRICAL PULL BOX TYPE 1
-  ELECTRICAL PULL BOX TYPE 3
-  ELECTRICAL PULL BOX TYPE 5
-  CONTROL CABINET



MARK	REVISION	DATE	BY

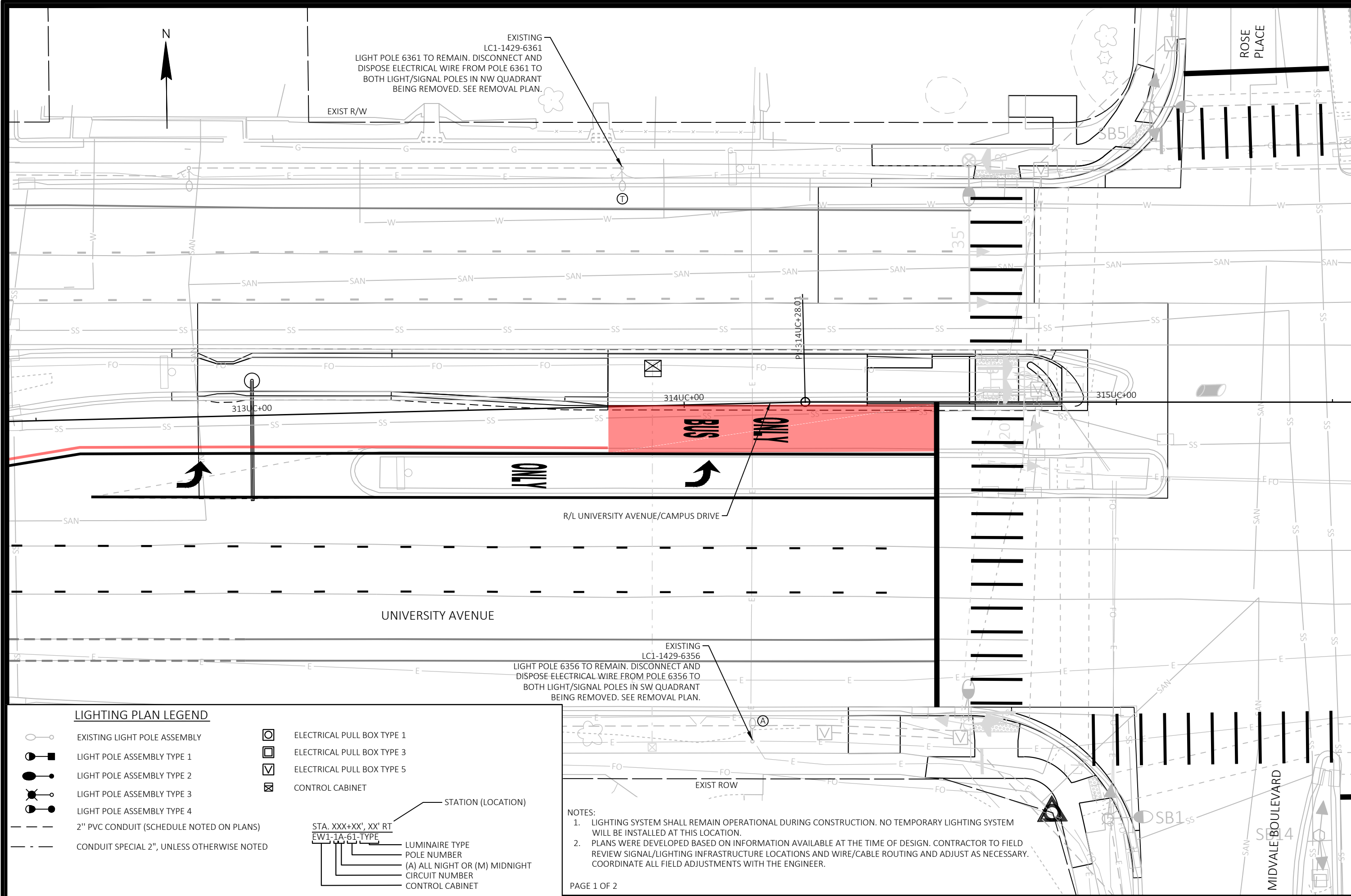
Designed By: AECOM  
60631225P  
Date: 2022-09-27  
Scale: 1 IN=20 FT

LIGHTING PLAN: SHEBOYGAN AVENUE AT SEGOE ROAD (CONCEPTUAL) 60631225P  
 BUS RAPID TRANSIT CITY OF MADISON, DANE COUNTY, WI  
 CITY OF MADISON CONTRACT NO: 60631225C



60631225P

L-13B



EXISTING LC1-1429-6361 LIGHT POLE 6361 TO REMAIN. DISCONNECT AND DISPOSE ELECTRICAL WIRE FROM POLE 6361 TO BOTH LIGHT/SIGNAL POLES IN NW QUADRANT BEING REMOVED. SEE REMOVAL PLAN.

EXISTING LC1-1429-6356 LIGHT POLE 6356 TO REMAIN. DISCONNECT AND DISPOSE ELECTRICAL WIRE FROM POLE 6356 TO BOTH LIGHT/SIGNAL POLES IN SW QUADRANT BEING REMOVED. SEE REMOVAL PLAN.

**LIGHTING PLAN LEGEND**

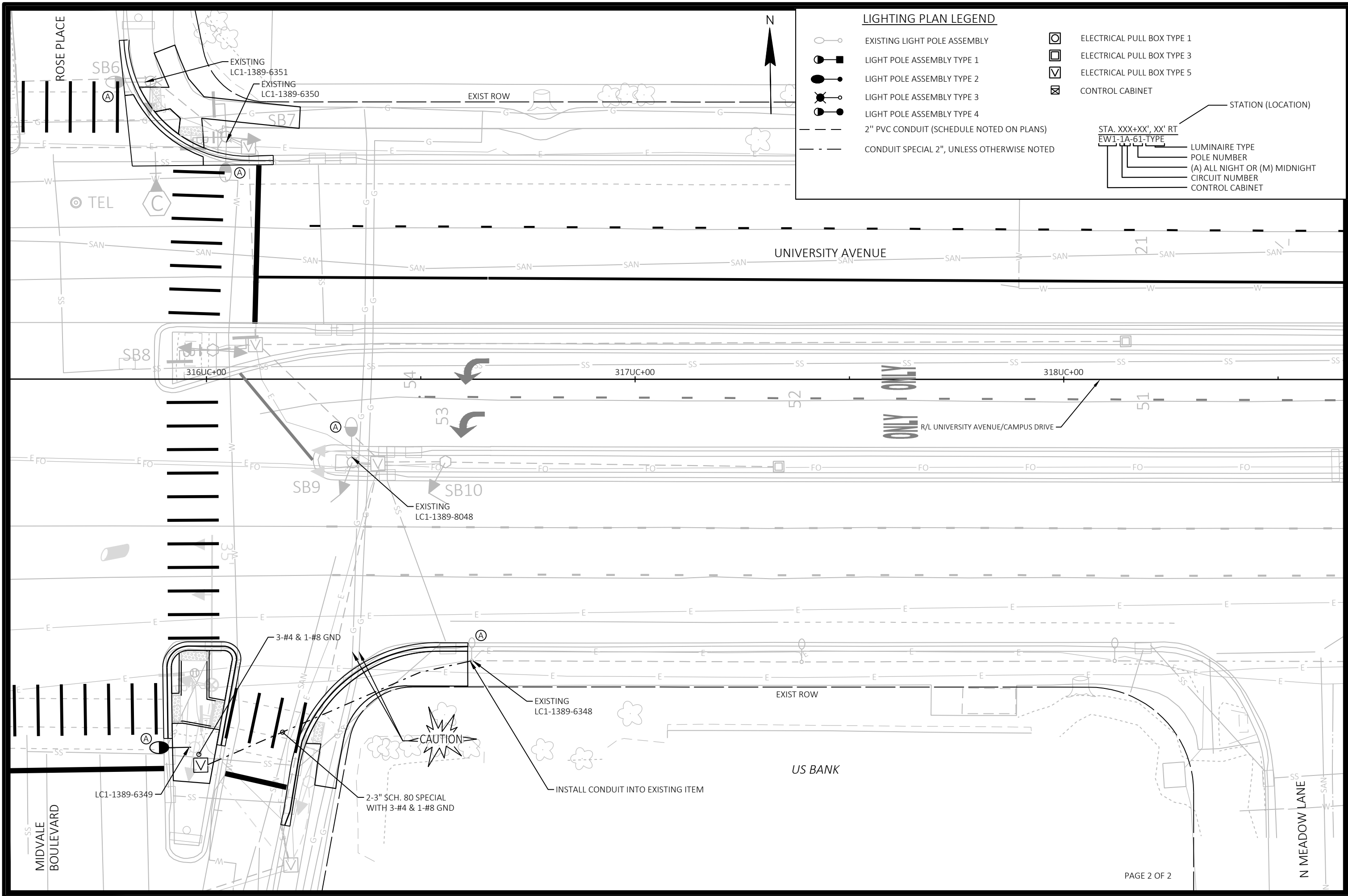
- |  |  |  |                            |
|--|--|--|----------------------------|
|  | EXISTING LIGHT POLE ASSEMBLY               |  | ELECTRICAL PULL BOX TYPE 1 |
|  | LIGHT POLE ASSEMBLY TYPE 1                 |  | ELECTRICAL PULL BOX TYPE 3 |
|  | LIGHT POLE ASSEMBLY TYPE 2                 |  | ELECTRICAL PULL BOX TYPE 5 |
|  | LIGHT POLE ASSEMBLY TYPE 3                 |  | CONTROL CABINET            |
|  | LIGHT POLE ASSEMBLY TYPE 4                 |  |                            |
|  | 2" PVC CONDUIT (SCHEDULE NOTED ON PLANS)   |  |                            |
|  | CONDUIT SPECIAL 2", UNLESS OTHERWISE NOTED |  |                            |
- 
- |  |                               |
|--|-------------------------------|
|  | STATION (LOCATION)            |
|  | LUMINAIRE TYPE                |
|  | POLE NUMBER                   |
|  | (A) ALL NIGHT OR (M) MIDNIGHT |
|  | CIRCUIT NUMBER                |
|  | CONTROL CABINET               |

**NOTES:**

- LIGHTING SYSTEM SHALL REMAIN OPERATIONAL DURING CONSTRUCTION. NO TEMPORARY LIGHTING SYSTEM WILL BE INSTALLED AT THIS LOCATION.
- PLANS WERE DEVELOPED BASED ON INFORMATION AVAILABLE AT THE TIME OF DESIGN. CONTRACTOR TO FIELD REVIEW SIGNAL/LIGHTING INFRASTRUCTURE LOCATIONS AND WIRE/CABLE ROUTING AND ADJUST AS NECESSARY. COORDINATE ALL FIELD ADJUSTMENTS WITH THE ENGINEER.

60631225P	60631225P
LIGHTING PLAN: WB UNIVERSITY AVENUE AT MIDVALE BOULEVARD	CITY OF MADISON
BUS RAPID TRANSIT	
CITY OF MADISON	
60631225P	L-14A

MARK	REVISION	DATE	BY
60631225P	Designed By: AECOM	2022-09-27	



**LIGHTING PLAN LEGEND**

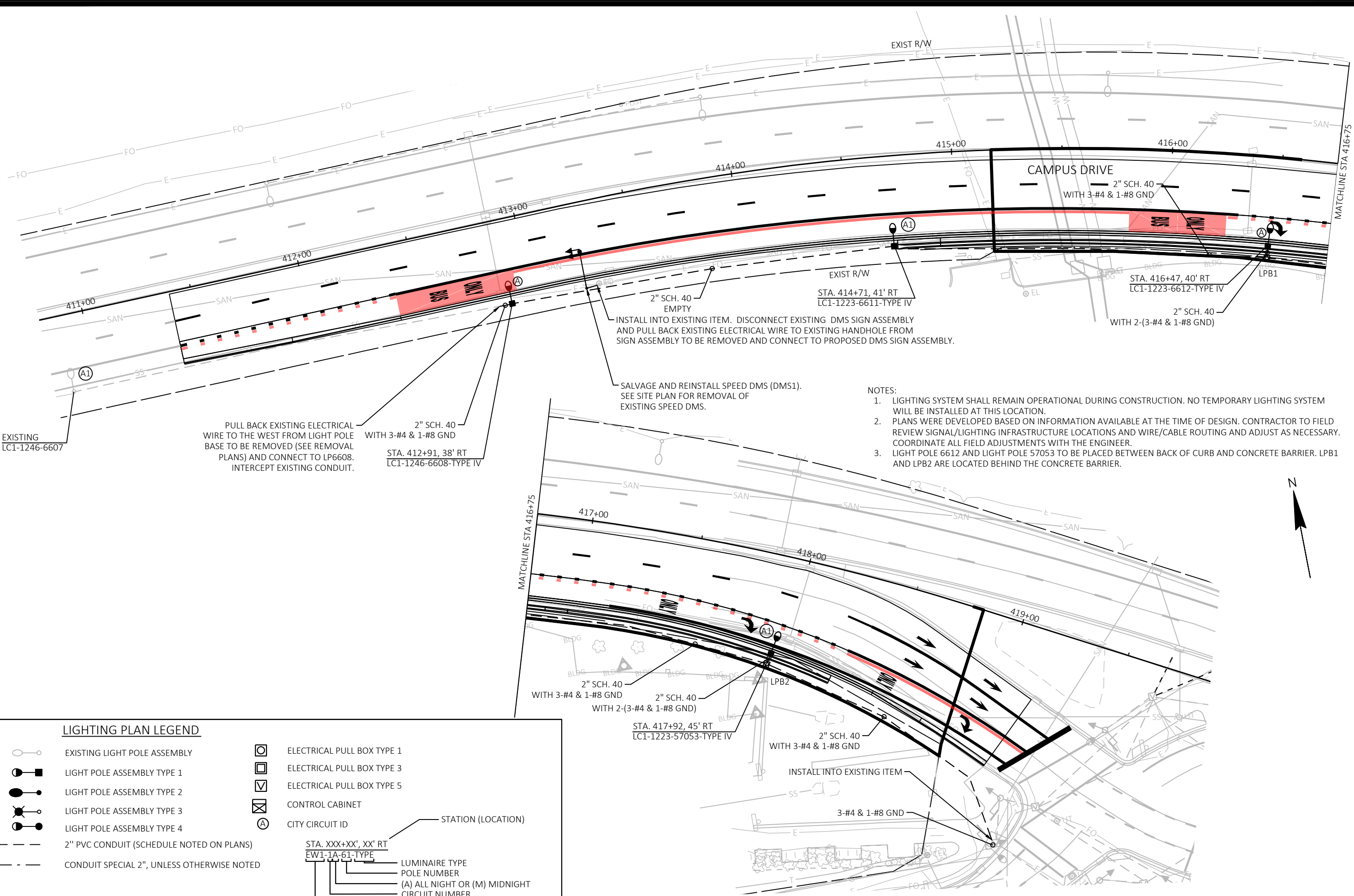
- EXISTING LIGHT POLE ASSEMBLY
  - LIGHT POLE ASSEMBLY TYPE 1
  - LIGHT POLE ASSEMBLY TYPE 2
  - LIGHT POLE ASSEMBLY TYPE 3
  - LIGHT POLE ASSEMBLY TYPE 4
  - 2" PVC CONDUIT (SCHEDULE NOTED ON PLANS)
  - CONDUIT SPECIAL 2", UNLESS OTHERWISE NOTED
  - ELECTRICAL PULL BOX TYPE 1
  - ELECTRICAL PULL BOX TYPE 3
  - ELECTRICAL PULL BOX TYPE 5
  - CONTROL CABINET
- STATION (LOCATION)  
 STA. XXX+XX', XX' RT  
 EW1-1A-61-TYPE  
 LUMINAIRE TYPE  
 POLE NUMBER  
 (A) ALL NIGHT OR (M) MIDNIGHT  
 CIRCUIT NUMBER  
 CONTROL CABINET

REVISION	DATE	BY

MARK  
 Designed By: AECOM  
 Date: 2022-09-27  
 Scale: 1" = 100'  
 60631225P

LIGHTING PLAN: EB UNIVERSITY AVENUE AT MIDVALE BOULEVARD  
 BUS RAPID TRANSIT  
 CITY OF MADISON  
 60631225P  
 L-14B  
 60631225C  
 CONTRACT NO: 60631225C  
 CITY OF MADISON, DANE COUNTY, WI  
 60631225P  
 FILE NAME: C:\P\WORKING\AECOM\_DS20\_NA\_2019\BENJAMIN.GIESE@AECOM.COM\DM58648\023614P-LP.DWG  
 LAYOUT NAME - Plan 1 IN 20 FT  
 LAST PLOT DATE - 2022-09-27





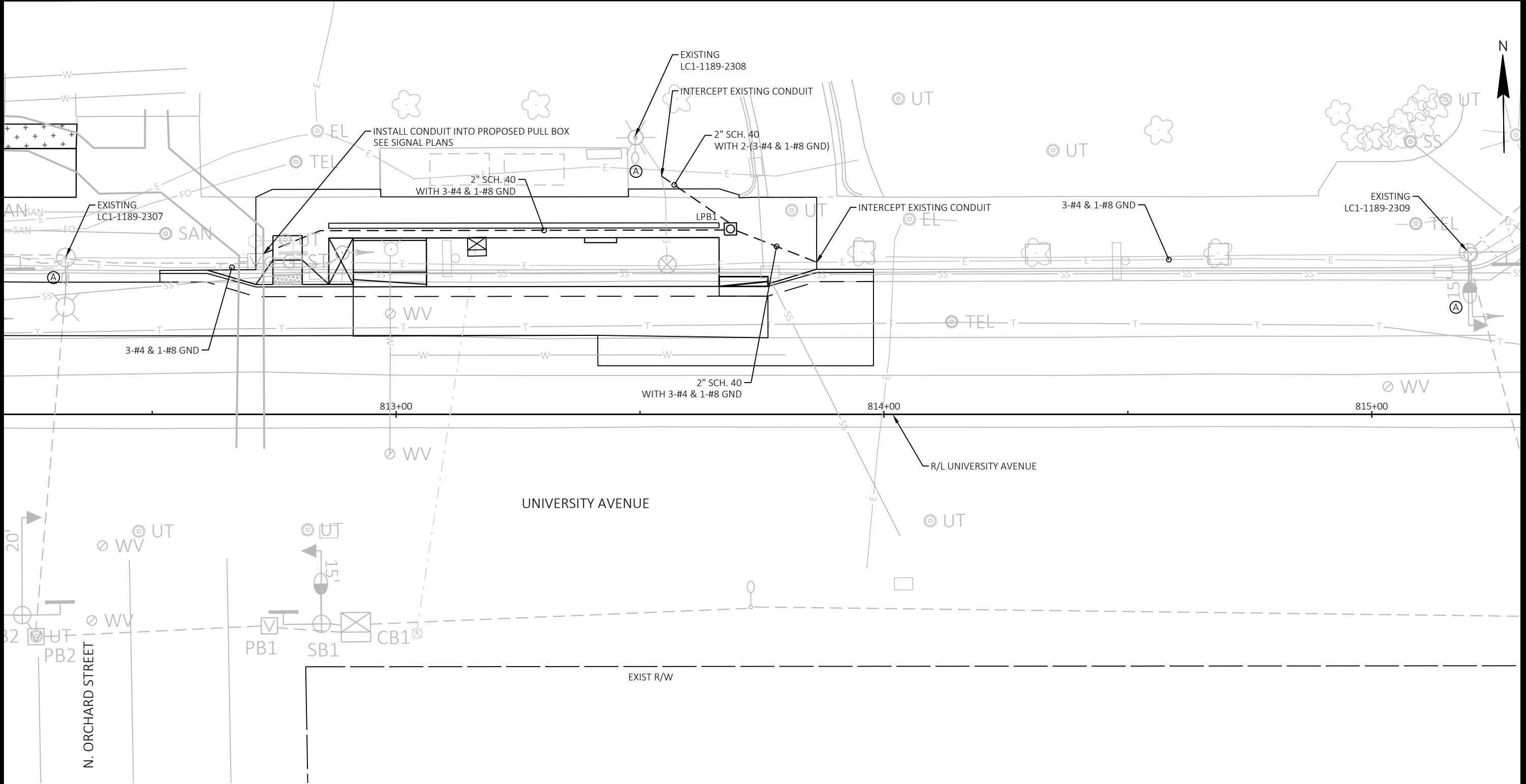
- NOTES:
1. LIGHTING SYSTEM SHALL REMAIN OPERATIONAL DURING CONSTRUCTION. NO TEMPORARY LIGHTING SYSTEM WILL BE INSTALLED AT THIS LOCATION.
  2. PLANS WERE DEVELOPED BASED ON INFORMATION AVAILABLE AT THE TIME OF DESIGN. CONTRACTOR TO FIELD REVIEW SIGNAL/LIGHTING INFRASTRUCTURE LOCATIONS AND WIRE/CABLE ROUTING AND ADJUST AS NECESSARY. COORDINATE ALL FIELD ADJUSTMENTS WITH THE ENGINEER.
  3. LIGHT POLE 6612 AND LIGHT POLE 57053 TO BE PLACED BETWEEN BACK OF CURB AND CONCRETE BARRIER. LPB1 AND LPB2 ARE LOCATED BEHIND THE CONCRETE BARRIER.



**LIGHTING PLAN LEGEND**

- |  |  |  |                               |
|--|--|--|-------------------------------|
|  | EXISTING LIGHT POLE ASSEMBLY               |  | ELECTRICAL PULL BOX TYPE 1    |
|  | LIGHT POLE ASSEMBLY TYPE 1                 |  | ELECTRICAL PULL BOX TYPE 3    |
|  | LIGHT POLE ASSEMBLY TYPE 2                 |  | ELECTRICAL PULL BOX TYPE 5    |
|  | LIGHT POLE ASSEMBLY TYPE 3                 |  | CONTROL CABINET               |
|  | LIGHT POLE ASSEMBLY TYPE 4                 |  | CITY CIRCUIT ID               |
|  | 2" PVC CONDUIT (SCHEDULE NOTED ON PLANS)   |  | STATION (LOCATION)            |
|  | CONDUIT SPECIAL 2", UNLESS OTHERWISE NOTED |  | LUMINAIRE TYPE                |
|  |  |  | POLE NUMBER                   |
|  |  |  | (A) ALL NIGHT OR (M) MIDNIGHT |
|  |  |  | CIRCUIT NUMBER                |
|  |  |  | CONTROL CABINET               |
- STA. XXX+XX', XX' RT  
EW1-1A-61-TYPE

		REVISION	DATE	BY			Scale: 1 IN=40 FT
		Designed By: AECOM	Date: 2022-10-20				
		60631225P					
<b>60631225P</b>							
<b>CITY OF MADISON</b>							
LIGHTING PLAN: UNIVERSITY AVENUE AT CAMPUS DRIVE							
BUS RAPID TRANSIT							
CITY OF MADISON, DANE COUNTY, WI							
CONTRACT NO: 60631225C							
<b>60631225P</b>							
<b>L-15</b>							



MARK	REVISION	DATE	BY
60631225P	Designed By: AECOM	Date: 2022-09-24	Scale: 1 IN=20 FT

60631225P  
 LIGHTING PLAN: WB UNIVERSITY AVENUE AT N. ORCHARD STREET  
 BUS RAPID TRANSIT  
 CITY OF MADISON  
 CITY OF MADISON, DANE COUNTY, WI  
 CONTRACT NO: 60631225C

**LIGHTING PLAN LEGEND**

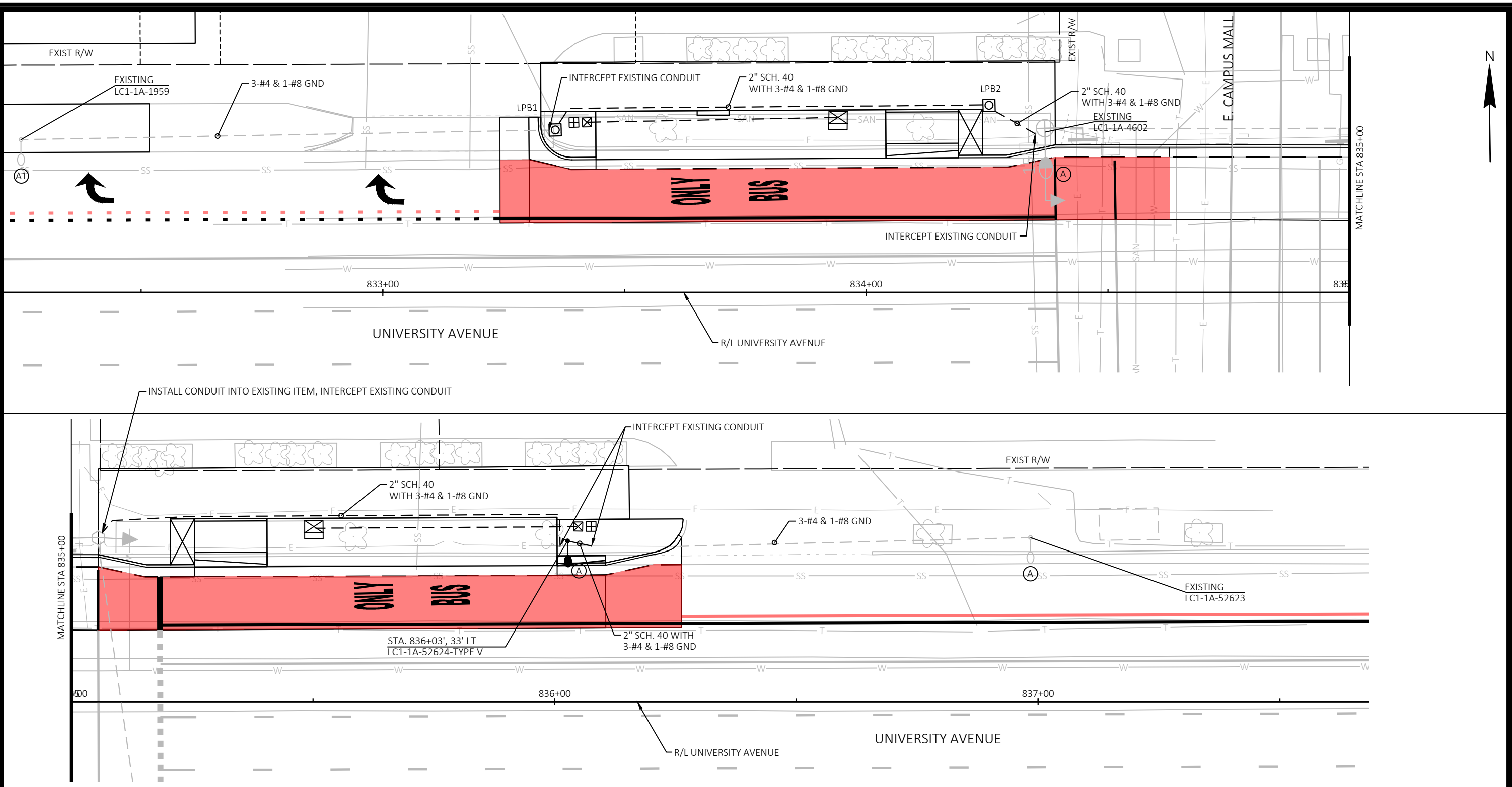
	EXISTING LIGHT POLE ASSEMBLY		ELECTRICAL PULL BOX TYPE 1
	LIGHT POLE ASSEMBLY TYPE 1		ELECTRICAL PULL BOX TYPE 3
	LIGHT POLE ASSEMBLY TYPE 2		ELECTRICAL PULL BOX TYPE 5
	LIGHT POLE ASSEMBLY TYPE 3		CONTROL CABINET
	LIGHT POLE ASSEMBLY TYPE 4		
	2" PVC CONDUIT (SCHEDULE NOTED ON PLANS)		
	CONDUIT SPECIAL 2", UNLESS OTHERWISE NOTED		

STATION (LOCATION)  
 STA. XXX+XX', XX' RT  
 EW1-1A-61-TYPE  
 LUMINAIRE TYPE  
 POLE NUMBER  
 (A) ALL NIGHT OR (M) MIDNIGHT  
 CIRCUIT NUMBER  
 CONTROL CABINET

- NOTES:
- LIGHTING SYSTEM SHALL REMAIN OPERATIONAL DURING CONSTRUCTION. NO TEMPORARY LIGHTING SYSTEM WILL BE INSTALLED AT THIS LOCATION.
  - PLANS WERE DEVELOPED BASED ON INFORMATION AVAILABLE AT THE TIME OF DESIGN. CONTRACTOR TO FIELD REVIEW SIGNAL/LIGHTING INFRASTRUCTURE LOCATIONS AND WIRE/CABLE ROUTING AND ADJUST AS NECESSARY. COORDINATE ALL FIELD ADJUSTMENTS WITH THE ENGINEER.

60631225P  
 L-16



**LIGHTING PLAN LEGEND**

	EXISTING LIGHT POLE ASSEMBLY		ELECTRICAL PULL BOX TYPE 1
	LIGHT POLE ASSEMBLY TYPE 1		ELECTRICAL PULL BOX TYPE 3
	LIGHT POLE ASSEMBLY TYPE 2		ELECTRICAL PULL BOX TYPE 5
	LIGHT POLE ASSEMBLY TYPE 3		CONTROL CABINET
	LIGHT POLE ASSEMBLY TYPE 4		
	2" PVC CONDUIT (SCHEDULE NOTED ON PLANS)		
	CONDUIT SPECIAL 2", UNLESS OTHERWISE NOTED		

STATION (LOCATION)  
 STA. XXX+XX', XX' RT  
 EW1-1A-61-TYPE  
 LUMINAIRE TYPE  
 POLE NUMBER  
 (A) ALL NIGHT OR (M) MIDNIGHT  
 CIRCUIT NUMBER  
 CONTROL CABINET

- NOTES:**
- LIGHTING SYSTEM SHALL REMAIN OPERATIONAL DURING CONSTRUCTION. NO TEMPORARY LIGHTING SYSTEM WILL BE INSTALLED AT THIS LOCATION.
  - PLANS WERE DEVELOPED BASED ON INFORMATION AVAILABLE AT THE TIME OF DESIGN. CONTRACTOR TO FIELD REVIEW SIGNAL/LIGHTING INFRASTRUCTURE LOCATIONS AND WIRE/CABLE ROUTING AND ADJUST AS NECESSARY. COORDINATE ALL FIELD ADJUSTMENTS WITH THE ENGINEER.

MARK	REVISION	DATE	BY
60631225P	Designed By: AECOM	2022-09-27	
Scale: 1 IN=20 FT			

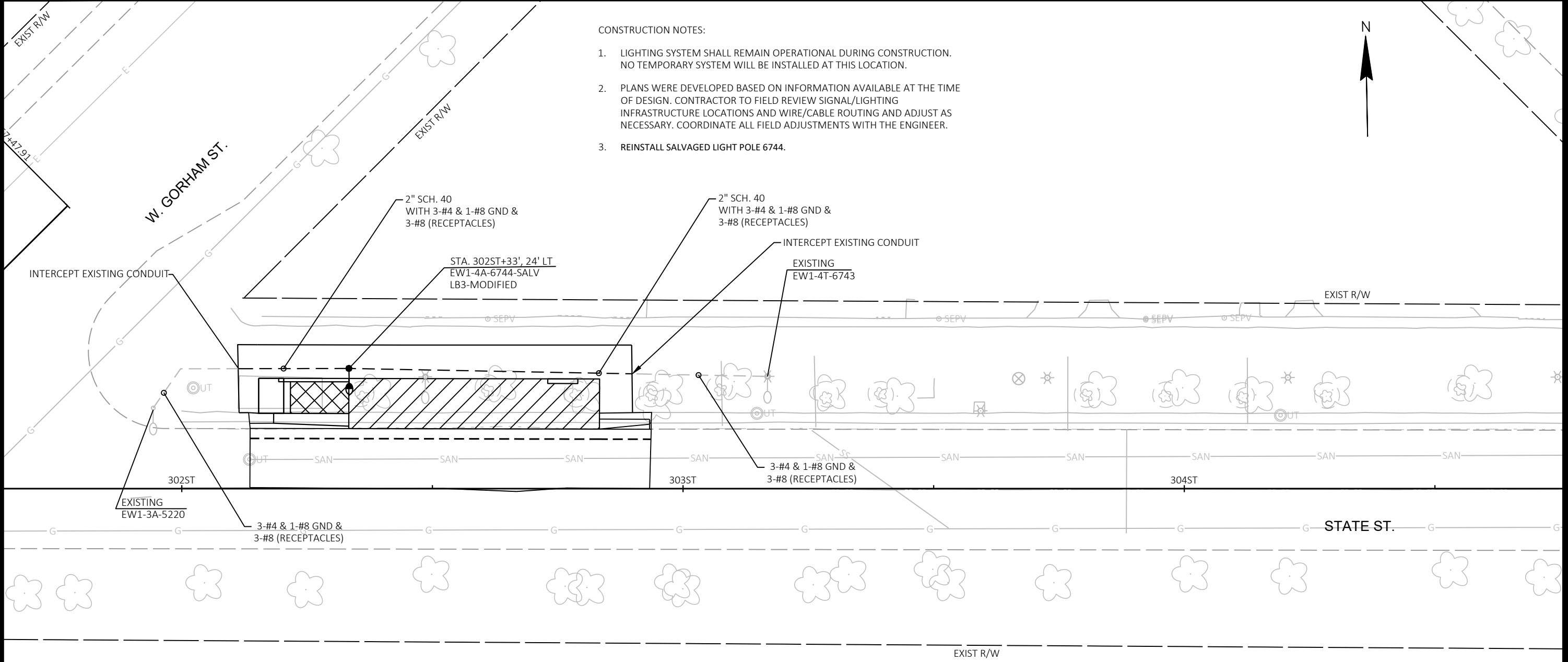
LIGHTING PLAN: WB UNIVERSITY AVENUE AT E. CAMPUS MALL  
 BUS RAPID TRANSIT  
 CITY OF MADISON

60631225P  
 CITY OF MADISON, DANE COUNTY, WI  
 CONTRACT NO: 60631225C

CITY OF MADISON WISCONSIN

60631225P  
 L-17

FILE NAME: C:\P\WORKING\AECOM\_DS20\_NA\_2019\BENJAMIN.GESE@AECOM.COM\DM58648\023617-1P-DWG  
 LAYOUT NAME - 1 Plan 1 IN 20 FT  
 LAST PLOT DATE - 2022-09-27



- CONSTRUCTION NOTES:**
- LIGHTING SYSTEM SHALL REMAIN OPERATIONAL DURING CONSTRUCTION. NO TEMPORARY SYSTEM WILL BE INSTALLED AT THIS LOCATION.
  - PLANS WERE DEVELOPED BASED ON INFORMATION AVAILABLE AT THE TIME OF DESIGN. CONTRACTOR TO FIELD REVIEW SIGNAL/LIGHTING INFRASTRUCTURE LOCATIONS AND WIRE/CABLE ROUTING AND ADJUST AS NECESSARY. COORDINATE ALL FIELD ADJUSTMENTS WITH THE ENGINEER.
  - REINSTALL SALVAGED LIGHT POLE 6744.



MARK	REVISION	DATE	BY

Designed By: AECOM | Date: 2022-09-24  
60631225P

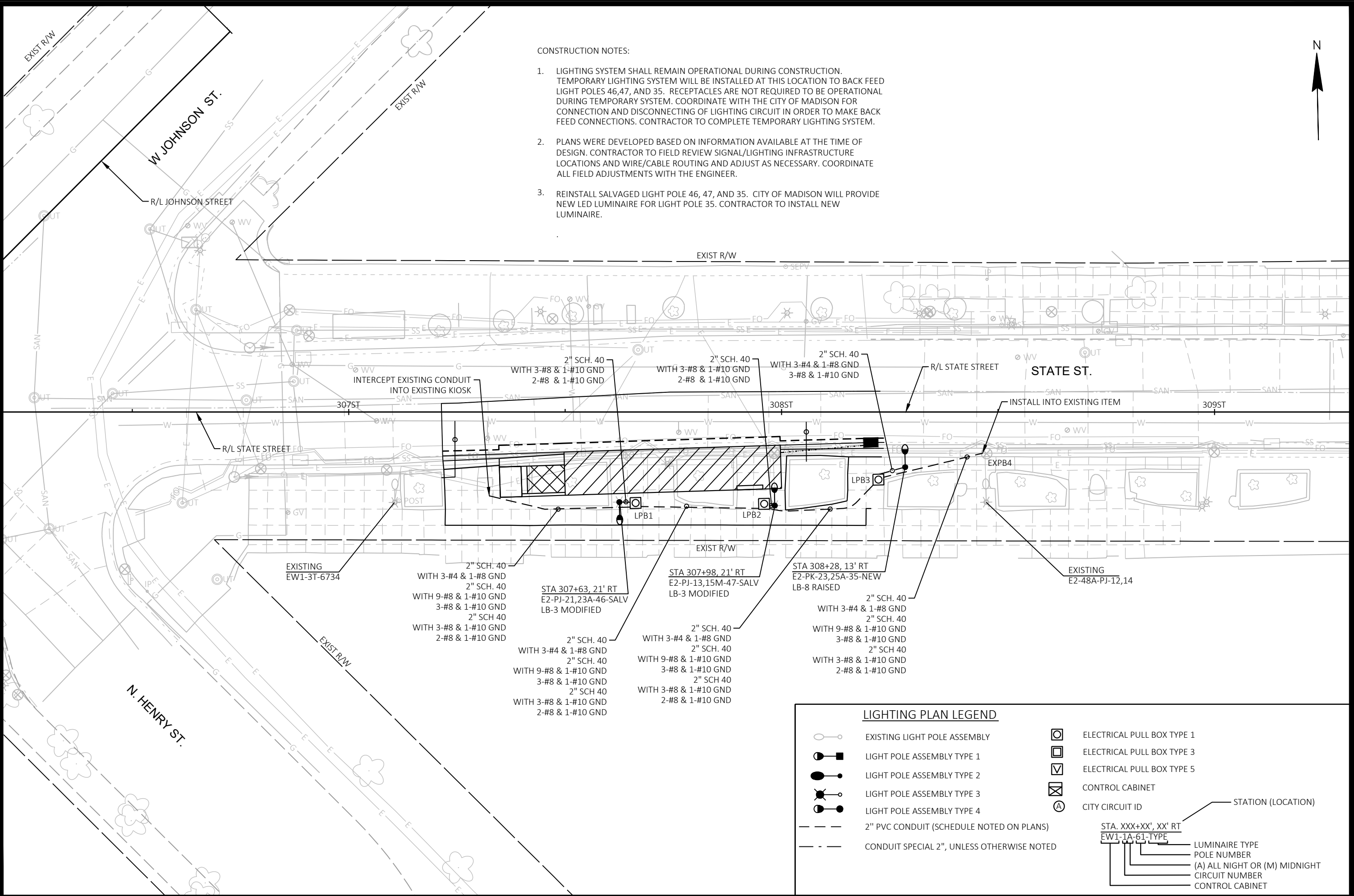
LIGHTING PLAN: WB STATE STREET AT W. GORHAM STREET  
 CITY OF MADISON, DANE COUNTY, WI  
 BUS RAPID TRANSIT  
 CITY OF MADISON  
 CONTRACT NO: 60631225C

**LIGHTING PLAN LEGEND**

	EXISTING LIGHT POLE ASSEMBLY		ELECTRICAL PULL BOX TYPE 1
	LIGHT POLE ASSEMBLY TYPE 1		ELECTRICAL PULL BOX TYPE 3
	LIGHT POLE ASSEMBLY TYPE 2		ELECTRICAL PULL BOX TYPE 5
	LIGHT POLE ASSEMBLY TYPE 3		CONTROL CABINET
	LIGHT POLE ASSEMBLY TYPE 4		
	2" PVC CONDUIT (SCHEDULE NOTED ON PLANS)		
	CONDUIT SPECIAL 2", UNLESS OTHERWISE NOTED		

STATION (LOCATION)  
 STA. XXX+XX', XX' RT  
 EW1-1A-61-TYPE  
 LUMINAIRE TYPE  
 POLE NUMBER  
 (A) ALL NIGHT OR (M) MIDNIGHT  
 CIRCUIT NUMBER  
 CONTROL CABINET



- CONSTRUCTION NOTES:
1. LIGHTING SYSTEM SHALL REMAIN OPERATIONAL DURING CONSTRUCTION. TEMPORARY LIGHTING SYSTEM WILL BE INSTALLED AT THIS LOCATION TO BACK FEED LIGHT POLES 46,47, AND 35. RECEPTACLES ARE NOT REQUIRED TO BE OPERATIONAL DURING TEMPORARY SYSTEM. COORDINATE WITH THE CITY OF MADISON FOR CONNECTION AND DISCONNECTING OF LIGHTING CIRCUIT IN ORDER TO MAKE BACK FEED CONNECTIONS. CONTRACTOR TO COMPLETE TEMPORARY LIGHTING SYSTEM.
  2. PLANS WERE DEVELOPED BASED ON INFORMATION AVAILABLE AT THE TIME OF DESIGN. CONTRACTOR TO FIELD REVIEW SIGNAL/LIGHTING INFRASTRUCTURE LOCATIONS AND WIRE/CABLE ROUTING AND ADJUST AS NECESSARY. COORDINATE ALL FIELD ADJUSTMENTS WITH THE ENGINEER.
  3. REINSTALL SALVAGED LIGHT POLE 46, 47, AND 35. CITY OF MADISON WILL PROVIDE NEW LED LUMINAIRE FOR LIGHT POLE 35. CONTRACTOR TO INSTALL NEW LUMINAIRE.



**LIGHTING PLAN LEGEND**

	EXISTING LIGHT POLE ASSEMBLY		ELECTRICAL PULL BOX TYPE 1
	LIGHT POLE ASSEMBLY TYPE 1		ELECTRICAL PULL BOX TYPE 3
	LIGHT POLE ASSEMBLY TYPE 2		ELECTRICAL PULL BOX TYPE 5
	LIGHT POLE ASSEMBLY TYPE 3		CONTROL CABINET
	LIGHT POLE ASSEMBLY TYPE 4		CITY CIRCUIT ID
	2" PVC CONDUIT (SCHEDULE NOTED ON PLANS)		
	CONDUIT SPECIAL 2", UNLESS OTHERWISE NOTED		

STATION (LOCATION)

MARK	REVISION	DATE	BY
60631225P	2022-09-29		
Designed By: AECOM/Date: 2022-09-29			
Scale: 1"=20 FT			

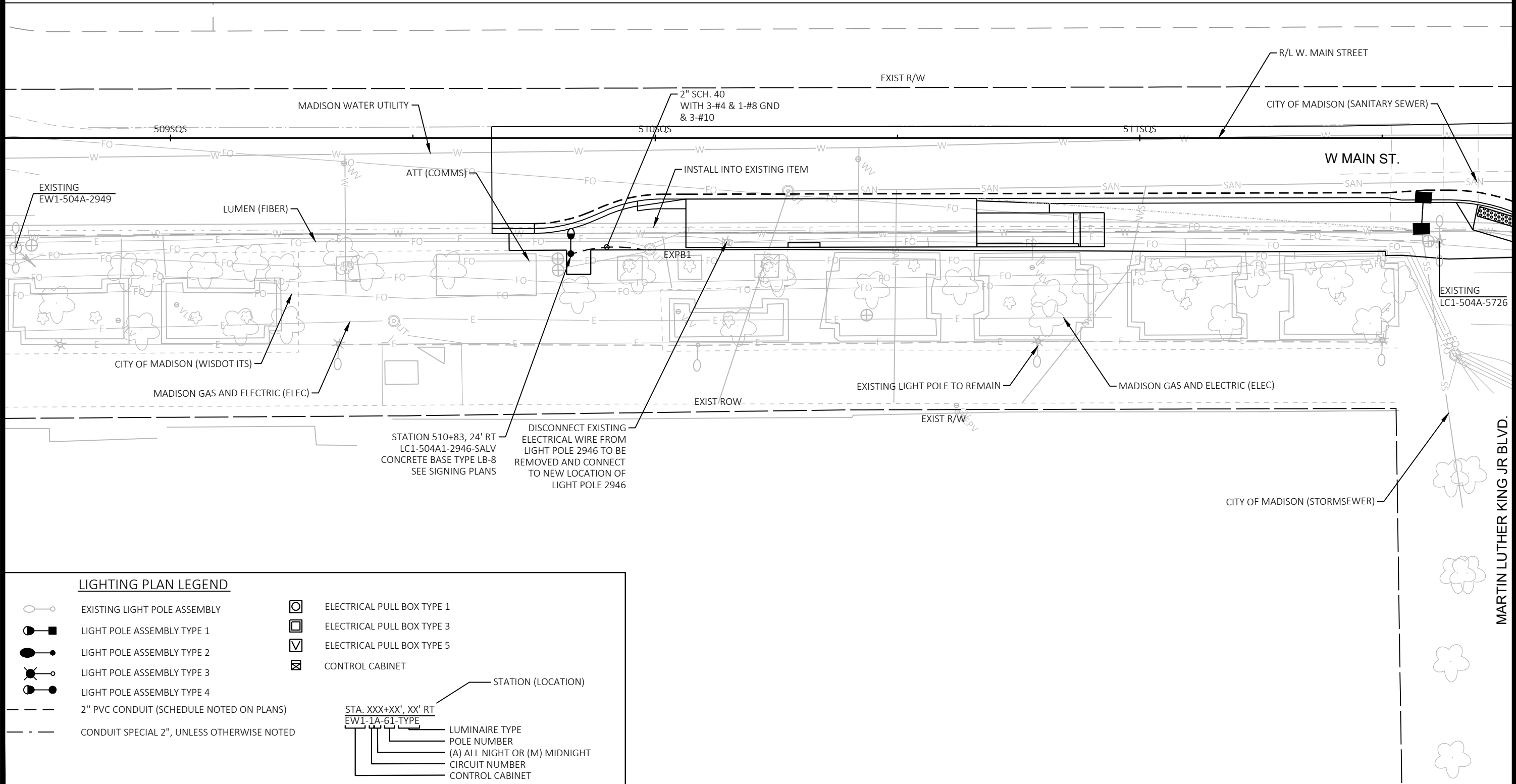
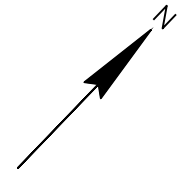
LIGHTING PLAN: EB STATE STREET AT JOHNSON STREET  
 CITY OF MADISON, DANE COUNTY, WI  
 BUS RAPID TRANSIT  
 CITY OF MADISON  
 CONTRACT NO: 60631225C

FILE NAME: C:\P\WORKING\AECOM\_DS20\_NA\_2019\TYLER.TRACHUK@AECOM.COM\DM586348\023619\_LP.DWG  
 LAYOUT NAME: 023617a\_lp  
 LAST PLOT DATE: 2022-09-29

60631225P  
 L-19

CONSTRUCTION NOTES:

1. LIGHTING SYSTEM SHALL REMAIN OPERATIONAL DURING CONSTRUCTION. NO TEMPORARY SYSTEM WILL BE INSTALLED AT THIS LOCATION.
2. PLANS WERE DEVELOPED BASED ON INFORMATION AVAILABLE AT THE TIME OF DESIGN. CONTRACTOR TO FIELD REVIEW SIGNAL/LIGHTING INFRASTRUCTURE LOCATIONS AND WIRE/CABLE ROUTING AND ADJUST AS NECESSARY. COORDINATE ALL FIELD ADJUSTMENTS WITH THE ENGINEER.
3. COORDINATE WITH THE CITY OF MADISON FOR CONNECTION AND DISCONNECTIONS OF LIGHTING CIRCUIT.
4. REINSTALL SALVAGED COMBO SIGN/LIGHT POLE 2946.



**LIGHTING PLAN LEGEND**

	EXISTING LIGHT POLE ASSEMBLY		ELECTRICAL PULL BOX TYPE 1
	LIGHT POLE ASSEMBLY TYPE 1		ELECTRICAL PULL BOX TYPE 3
	LIGHT POLE ASSEMBLY TYPE 2		ELECTRICAL PULL BOX TYPE 5
	LIGHT POLE ASSEMBLY TYPE 3		CONTROL CABINET
	LIGHT POLE ASSEMBLY TYPE 4		
	2" PVC CONDUIT (SCHEDULE NOTED ON PLANS)		
	CONDUIT SPECIAL 2", UNLESS OTHERWISE NOTED		

STATION (LOCATION)  
 STA. XXX+XX', XX' RT  
 EW1-1A-61-TYPE

LUMINAIRE TYPE  
 POLE NUMBER  
 (A) ALL NIGHT OR (M) MIDNIGHT  
 CIRCUIT NUMBER  
 CONTROL CABINET

MARK	REVISION	DATE	BY
	Designed By: AECOM	Date: 2022-09-27	Scale: 1" = 0011'
	60631225P		

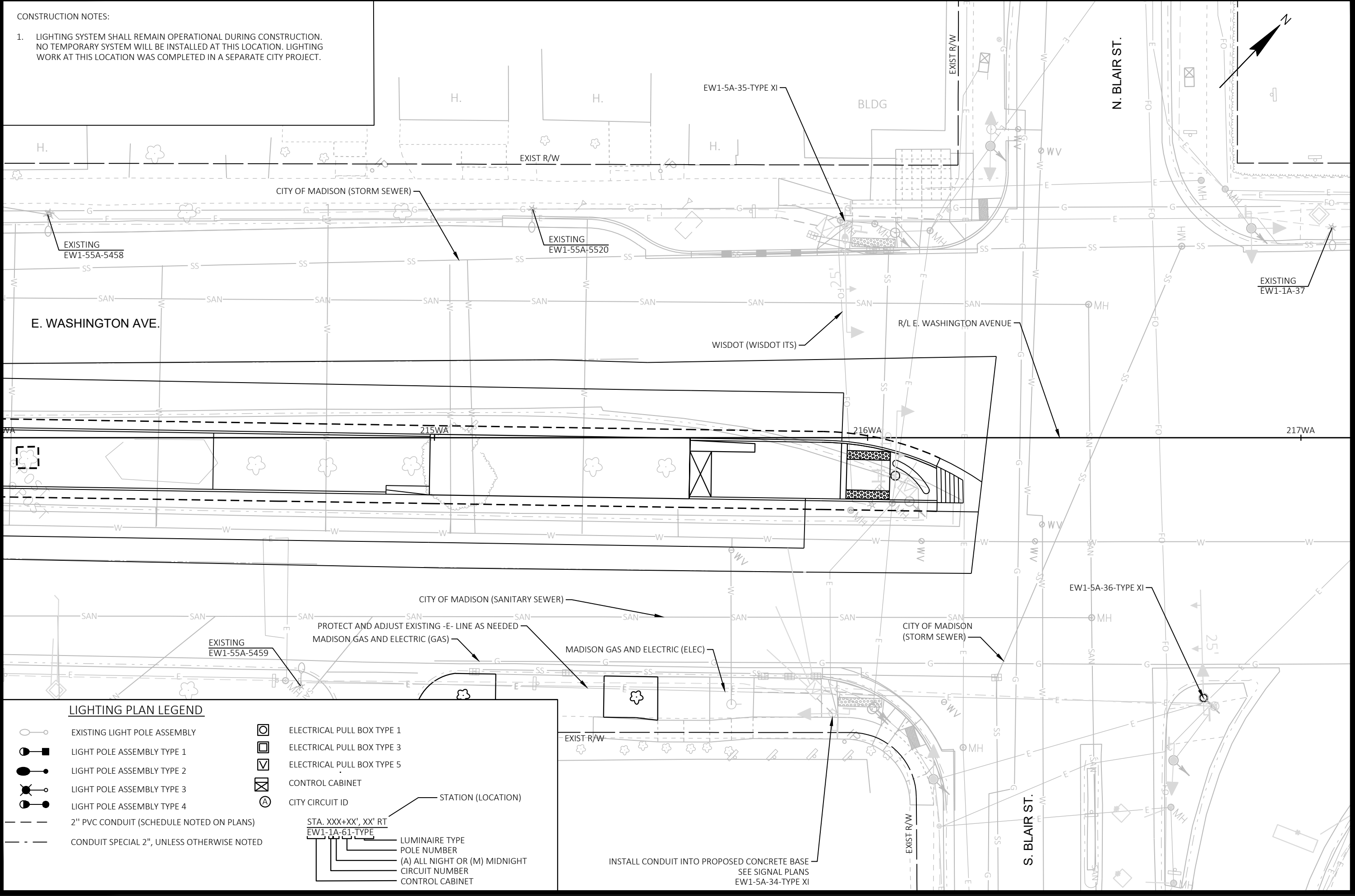
60631225P  
 CITY OF MADISON, DANE COUNTY, WI  
 CONTRACT NO: 60631225C

MARTIN LUTHER KING JR BLVD.  
 LIGHTING PLAN: EB MAIN ST AT MARTIN LUTHER KING JR. BLVD  
 BUS RAPID TRANSIT  
**CITY OF MADISON**

60631225P  
 L-20

CONSTRUCTION NOTES:

- LIGHTING SYSTEM SHALL REMAIN OPERATIONAL DURING CONSTRUCTION. NO TEMPORARY SYSTEM WILL BE INSTALLED AT THIS LOCATION. LIGHTING WORK AT THIS LOCATION WAS COMPLETED IN A SEPARATE CITY PROJECT.



**LIGHTING PLAN LEGEND**

- |  |  |  |                               |
|--|--|--|-------------------------------|
|  | EXISTING LIGHT POLE ASSEMBLY               |  | ELECTRICAL PULL BOX TYPE 1    |
|  | LIGHT POLE ASSEMBLY TYPE 1                 |  | ELECTRICAL PULL BOX TYPE 3    |
|  | LIGHT POLE ASSEMBLY TYPE 2                 |  | ELECTRICAL PULL BOX TYPE 5    |
|  | LIGHT POLE ASSEMBLY TYPE 3                 |  | CONTROL CABINET               |
|  | LIGHT POLE ASSEMBLY TYPE 4                 |  | CITY CIRCUIT ID               |
|  | 2" PVC CONDUIT (SCHEDULE NOTED ON PLANS)   |  | STATION (LOCATION)            |
|  | CONDUIT SPECIAL 2", UNLESS OTHERWISE NOTED |  | LUMINAIRE TYPE                |
|  |  |  | POLE NUMBER                   |
|  |  |  | (A) ALL NIGHT OR (M) MIDNIGHT |
|  |  |  | CIRCUIT NUMBER                |
|  |  |  | CONTROL CABINET               |

INSTALL CONDUIT INTO PROPOSED CONCRETE BASE  
SEE SIGNAL PLANS  
EW1-5A-34-TYPE XI

LIGHTING PLAN: EB E. WASHINGTON AVENUE AT BLAIR STREET CENTER RUNNING 60631225P  
 BUS RAPID TRANSIT  
 CITY OF MADISON  
 CONTRACT NO: 60631225C

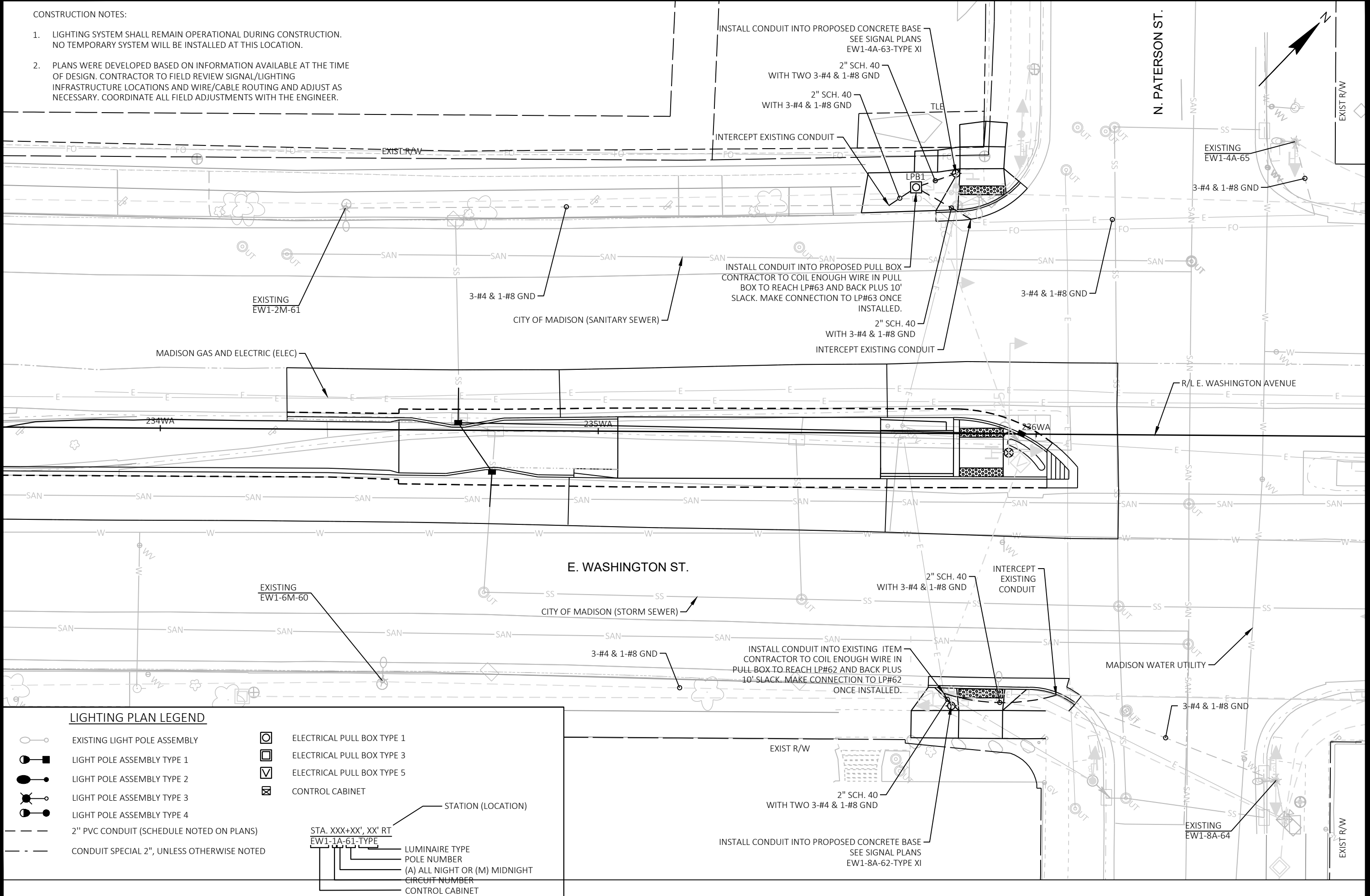


60631225P  
 L-21

MARK	REVISION	DATE	BY
Designed By: AECOM	Date: 2022-09-30	Scale: 1"=20 FT	
60631225P			

CONSTRUCTION NOTES:

- LIGHTING SYSTEM SHALL REMAIN OPERATIONAL DURING CONSTRUCTION. NO TEMPORARY SYSTEM WILL BE INSTALLED AT THIS LOCATION.
- PLANS WERE DEVELOPED BASED ON INFORMATION AVAILABLE AT THE TIME OF DESIGN. CONTRACTOR TO FIELD REVIEW SIGNAL/LIGHTING INFRASTRUCTURE LOCATIONS AND WIRE/CABLE ROUTING AND ADJUST AS NECESSARY. COORDINATE ALL FIELD ADJUSTMENTS WITH THE ENGINEER.



LIGHTING PLAN LEGEND

- |  |  |  |                            |
|--|--|--|----------------------------|
|  | EXISTING LIGHT POLE ASSEMBLY               |  | ELECTRICAL PULL BOX TYPE 1 |
|  | LIGHT POLE ASSEMBLY TYPE 1                 |  | ELECTRICAL PULL BOX TYPE 3 |
|  | LIGHT POLE ASSEMBLY TYPE 2                 |  | ELECTRICAL PULL BOX TYPE 5 |
|  | LIGHT POLE ASSEMBLY TYPE 3                 |  | CONTROL CABINET            |
|  | LIGHT POLE ASSEMBLY TYPE 4                 |  |                            |
|  | 2" PVC CONDUIT (SCHEDULE NOTED ON PLANS)   |  |                            |
|  | CONDUIT SPECIAL 2", UNLESS OTHERWISE NOTED |  |                            |
- 
- |  |                               |
|--|-------------------------------|
|  | STATION (LOCATION)            |
|  | LUMINAIRE TYPE                |
|  | POLE NUMBER                   |
|  | (A) ALL NIGHT OR (M) MIDNIGHT |
|  | CIRCUIT NUMBER                |
|  | CONTROL CABINET               |

MARK	REVISION	DATE	BY
Designed By: AECOM			Date: 2022-09-27
60631225P			Scale: 1"=20 FT

60631225P  
 LIGHTING PLAN: E. WASHINGTON AVENUE AT PATERSON STREET  
 CITY OF MADISON, DANE COUNTY, WI  
 BUS RAPID TRANSIT  
 CITY OF MADISON  
 CONTRACT NO: 60631225C

60631225P  
 L-22



CONSTRUCTION NOTES:

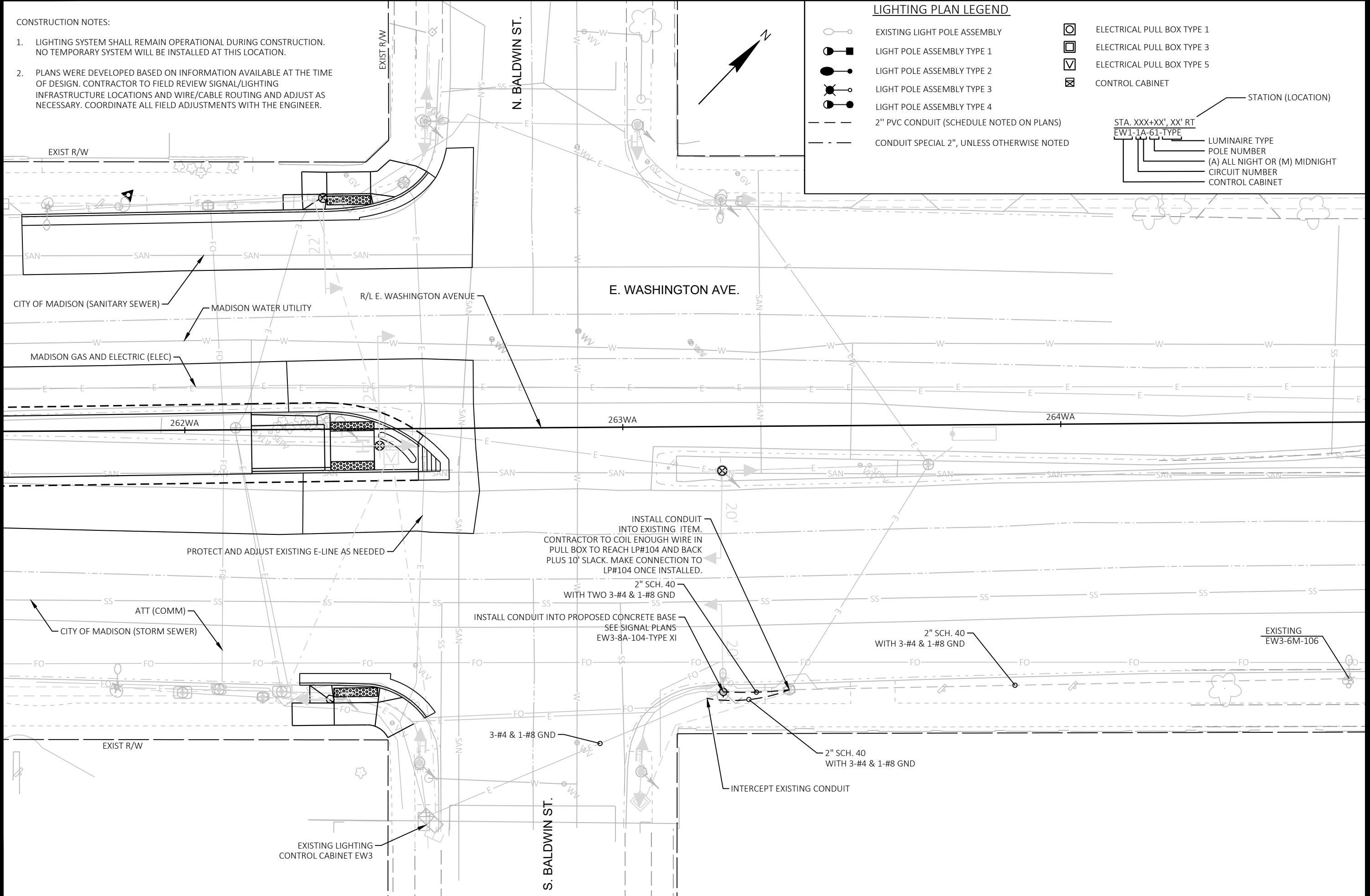
- LIGHTING SYSTEM SHALL REMAIN OPERATIONAL DURING CONSTRUCTION. NO TEMPORARY SYSTEM WILL BE INSTALLED AT THIS LOCATION.
- PLANS WERE DEVELOPED BASED ON INFORMATION AVAILABLE AT THE TIME OF DESIGN. CONTRACTOR TO FIELD REVIEW SIGNAL/LIGHTING INFRASTRUCTURE LOCATIONS AND WIRE/CABLE ROUTING AND ADJUST AS NECESSARY. COORDINATE ALL FIELD ADJUSTMENTS WITH THE ENGINEER.

LIGHTING PLAN LEGEND

	EXISTING LIGHT POLE ASSEMBLY		ELECTRICAL PULL BOX TYPE 1
	LIGHT POLE ASSEMBLY TYPE 1		ELECTRICAL PULL BOX TYPE 3
	LIGHT POLE ASSEMBLY TYPE 2		ELECTRICAL PULL BOX TYPE 5
	LIGHT POLE ASSEMBLY TYPE 3		CONTROL CABINET
	LIGHT POLE ASSEMBLY TYPE 4		
	2" PVC CONDUIT (SCHEDULE NOTED ON PLANS)		
	CONDUIT SPECIAL 2", UNLESS OTHERWISE NOTED		

	STATION (LOCATION)
	LUMINAIRE TYPE
	POLE NUMBER
	(A) ALL NIGHT OR (M) MIDNIGHT
	CIRCUIT NUMBER
	CONTROL CABINET















MARK	REVISION	DATE	BY

Designed By: AECOM Date: 2022-09-24  
60631225P Scale: 1"=20 FT

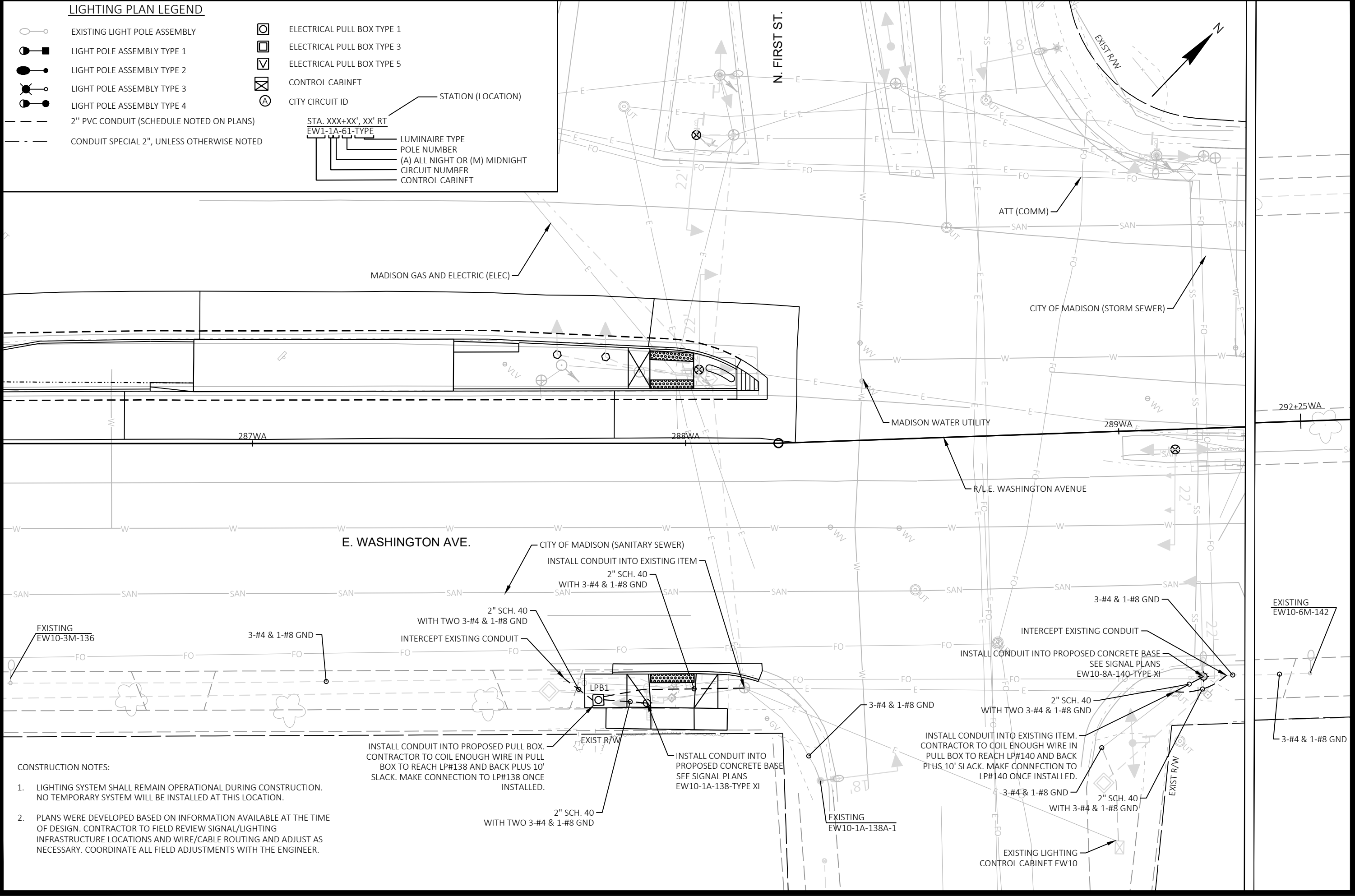
60631225P  
 LIGHTING PLAN: E. WASHINGTON AVENUE AT BALDWIN STREET  
 CITY OF MADISON, DANE COUNTY, WI  
 BUS RAPID TRANSIT  
**CITY OF MADISON**  
 CONTRACT NO: 60631225C

60631225P  
**L-23**

**LIGHTING PLAN LEGEND**

-  EXISTING LIGHT POLE ASSEMBLY
-  LIGHT POLE ASSEMBLY TYPE 1
-  LIGHT POLE ASSEMBLY TYPE 2
-  LIGHT POLE ASSEMBLY TYPE 3
-  LIGHT POLE ASSEMBLY TYPE 4
-  2" PVC CONDUIT (SCHEDULE NOTED ON PLANS)
-  CONDUIT SPECIAL 2", UNLESS OTHERWISE NOTED
-  ELECTRICAL PULL BOX TYPE 1
-  ELECTRICAL PULL BOX TYPE 3
-  ELECTRICAL PULL BOX TYPE 5
-  CONTROL CABINET
-  CITY CIRCUIT ID

STATION (LOCATION)  
 STA. XXX+XX', XX' RT  
 EW1-1A-61-TYPE  
 LUMINAIRE TYPE  
 POLE NUMBER  
 (A) ALL NIGHT OR (M) MIDNIGHT  
 CIRCUIT NUMBER  
 CONTROL CABINET



- CONSTRUCTION NOTES:**
- LIGHTING SYSTEM SHALL REMAIN OPERATIONAL DURING CONSTRUCTION. NO TEMPORARY SYSTEM WILL BE INSTALLED AT THIS LOCATION.
  - PLANS WERE DEVELOPED BASED ON INFORMATION AVAILABLE AT THE TIME OF DESIGN. CONTRACTOR TO FIELD REVIEW SIGNAL/LIGHTING INFRASTRUCTURE LOCATIONS AND WIRE/CABLE ROUTING AND ADJUST AS NECESSARY. COORDINATE ALL FIELD ADJUSTMENTS WITH THE ENGINEER.

MARK	REVISION	DATE	BY
Designed By: AECOM	Date: 2022-09-28		
60631225P			Scale: 1"=20 FT

**60631225P**  
**CITY OF MADISON, DANE COUNTY, WI**  
**CONTRACT NO: 60631225C**

---












**LIGHTING PLAN: E. WASHINGTON AVENUE AT FIRST STREET**  
**BUS RAPID TRANSIT**  
**CITY OF MADISON**

---

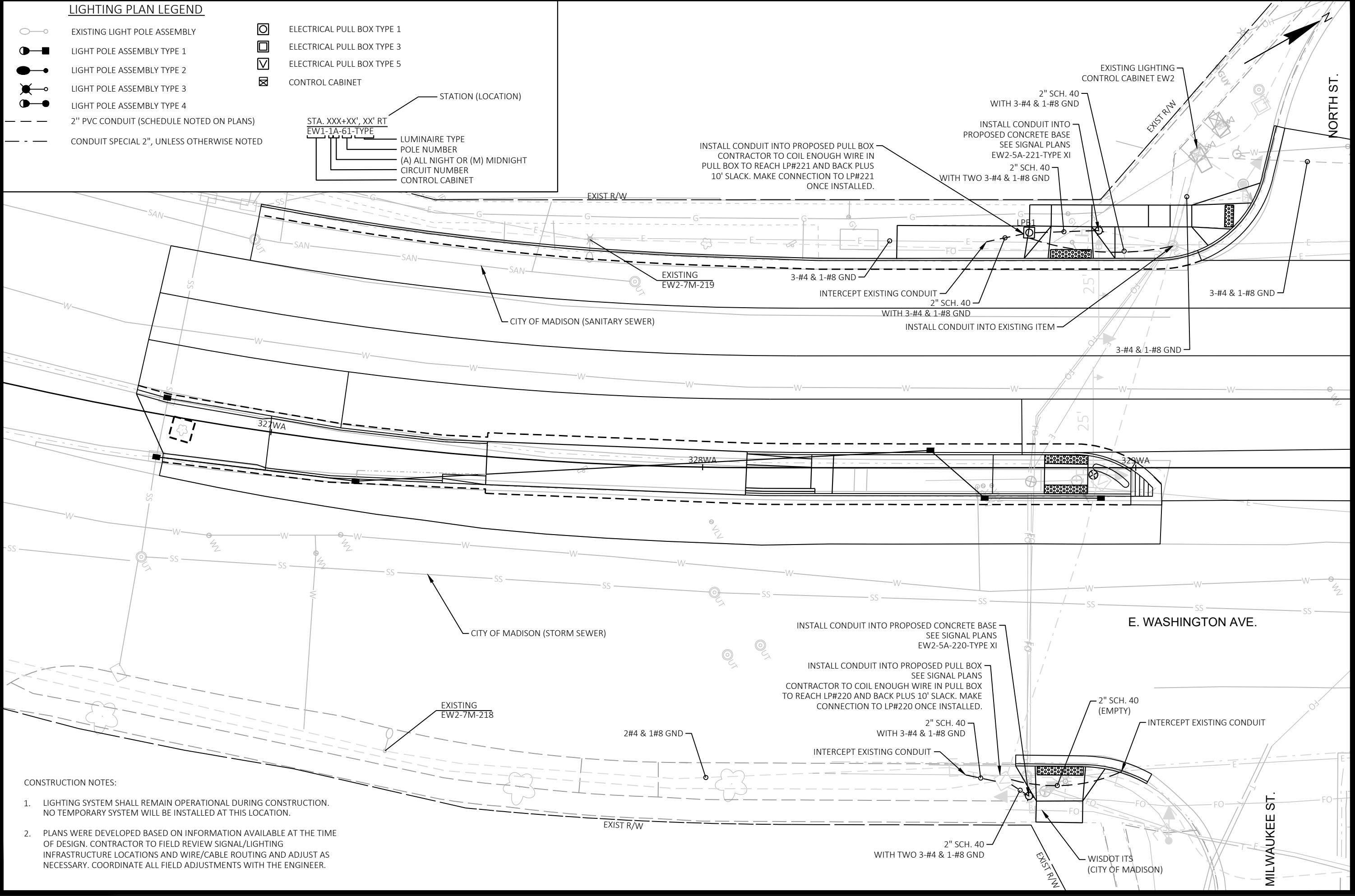
**60631225P**  
**L-24**



**LIGHTING PLAN LEGEND**

-  EXISTING LIGHT POLE ASSEMBLY
-  LIGHT POLE ASSEMBLY TYPE 1
-  LIGHT POLE ASSEMBLY TYPE 2
-  LIGHT POLE ASSEMBLY TYPE 3
-  LIGHT POLE ASSEMBLY TYPE 4
-  2" PVC CONDUIT (SCHEDULE NOTED ON PLANS)
-  CONDUIT SPECIAL 2", UNLESS OTHERWISE NOTED
-  ELECTRICAL PULL BOX TYPE 1
-  ELECTRICAL PULL BOX TYPE 3
-  ELECTRICAL PULL BOX TYPE 5
-  CONTROL CABINET

STATION (LOCATION)  
 STA. XXX+XX', XX' RT  
 EW1-1A-61-TYPE  
 LUMINAIRE TYPE  
 POLE NUMBER  
 (A) ALL NIGHT OR (M) MIDNIGHT  
 CIRCUIT NUMBER  
 CONTROL CABINET

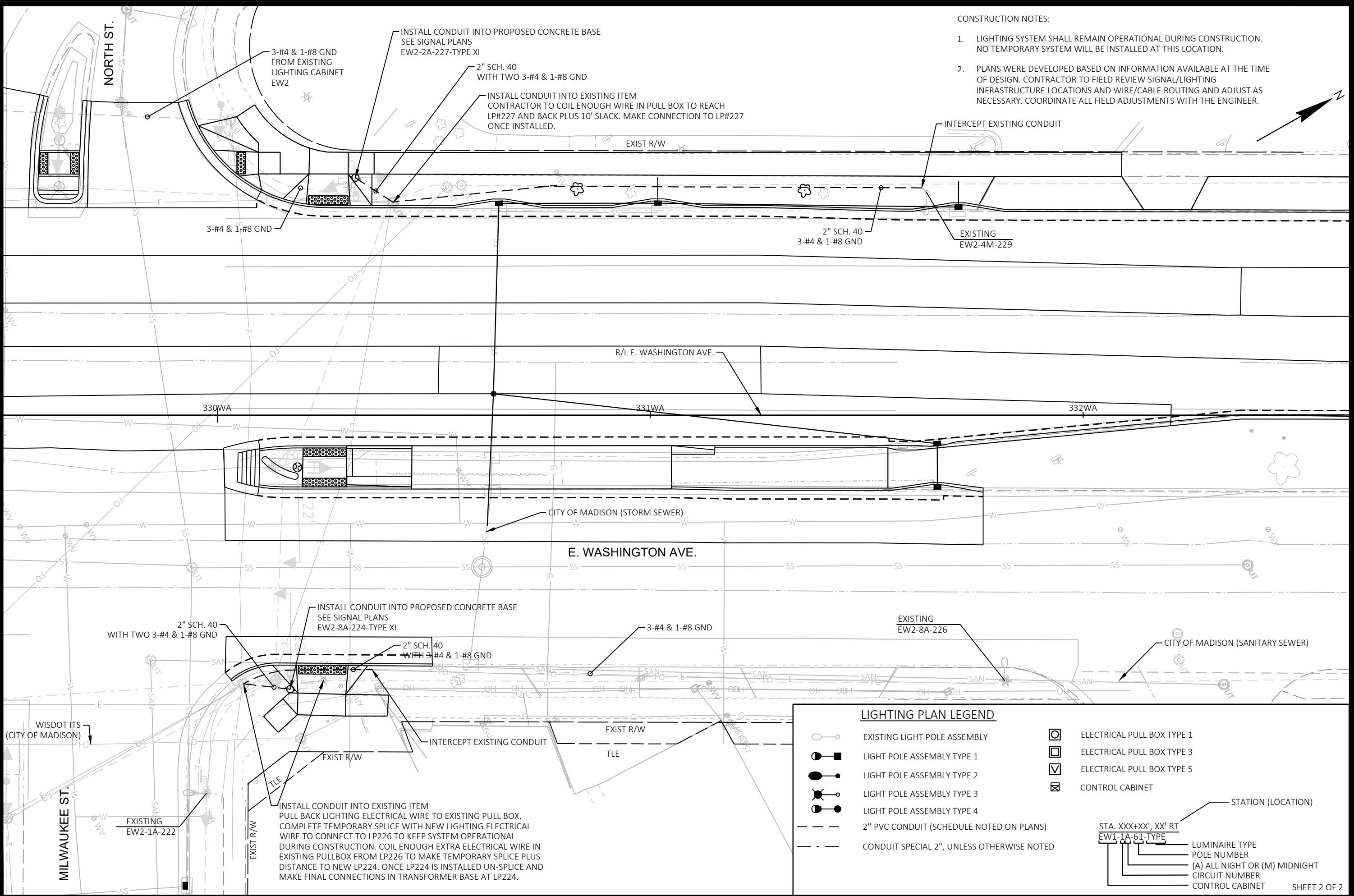


- CONSTRUCTION NOTES:**
1. LIGHTING SYSTEM SHALL REMAIN OPERATIONAL DURING CONSTRUCTION. NO TEMPORARY SYSTEM WILL BE INSTALLED AT THIS LOCATION.
  2. PLANS WERE DEVELOPED BASED ON INFORMATION AVAILABLE AT THE TIME OF DESIGN. CONTRACTOR TO FIELD REVIEW SIGNAL/LIGHTING INFRASTRUCTURE LOCATIONS AND WIRE/CABLE ROUTING AND ADJUST AS NECESSARY. COORDINATE ALL FIELD ADJUSTMENTS WITH THE ENGINEER.

MARK	REVISION	DATE	BY
60631225P	Designed By: AECOM	Date: 2022-09-27	60631225P
			Scale: 1"=20 FT

LIGHTING PLAN: E. WASHINGTON AVENUE AT MILWAUKEE STREET  
 BUS RAPID TRANSIT  
**CITY OF MADISON**  
 60631225P  
 CITY OF MADISON, DANE COUNTY, WI  
 CONTRACT NO: 60631225C  
 60631225P  
 L-25A





CONSTRUCTION NOTES:

1. LIGHTING SYSTEM SHALL REMAIN OPERATIONAL DURING CONSTRUCTION. NO TEMPORARY SYSTEM WILL BE INSTALLED AT THIS LOCATION.
2. PLANS WERE DEVELOPED BASED ON INFORMATION AVAILABLE AT THE TIME OF DESIGN. CONTRACTOR TO FIELD REVIEW SIGNAL/LIGHTING INFRASTRUCTURE LOCATIONS AND WIRE/CABLE ROUTING AND ADJUST AS NECESSARY. COORDINATE ALL FIELD ADJUSTMENTS WITH THE ENGINEER.

LIGHTING PLAN LEGEND

- |  |  |  |                            |
|--|--|--|----------------------------|
|  | EXISTING LIGHT POLE ASSEMBLY               |  | ELECTRICAL PULL BOX TYPE 1 |
|  | LIGHT POLE ASSEMBLY TYPE 1                 |  | ELECTRICAL PULL BOX TYPE 3 |
|  | LIGHT POLE ASSEMBLY TYPE 2                 |  | ELECTRICAL PULL BOX TYPE 5 |
|  | LIGHT POLE ASSEMBLY TYPE 3                 |  | CONTROL CABINET            |
|  | LIGHT POLE ASSEMBLY TYPE 4                 |  |                            |
|  | 2" PVC CONDUIT (SCHEDULE NOTED ON PLANS)   |  |                            |
|  | CONDUIT SPECIAL 2", UNLESS OTHERWISE NOTED |  |                            |
- 
- STATION (LOCATION)  
  
  
 (A) ALL NIGHT OR (M) MIDNIGHT  
 CONTROL CABINET

REVISION	DATE	BY

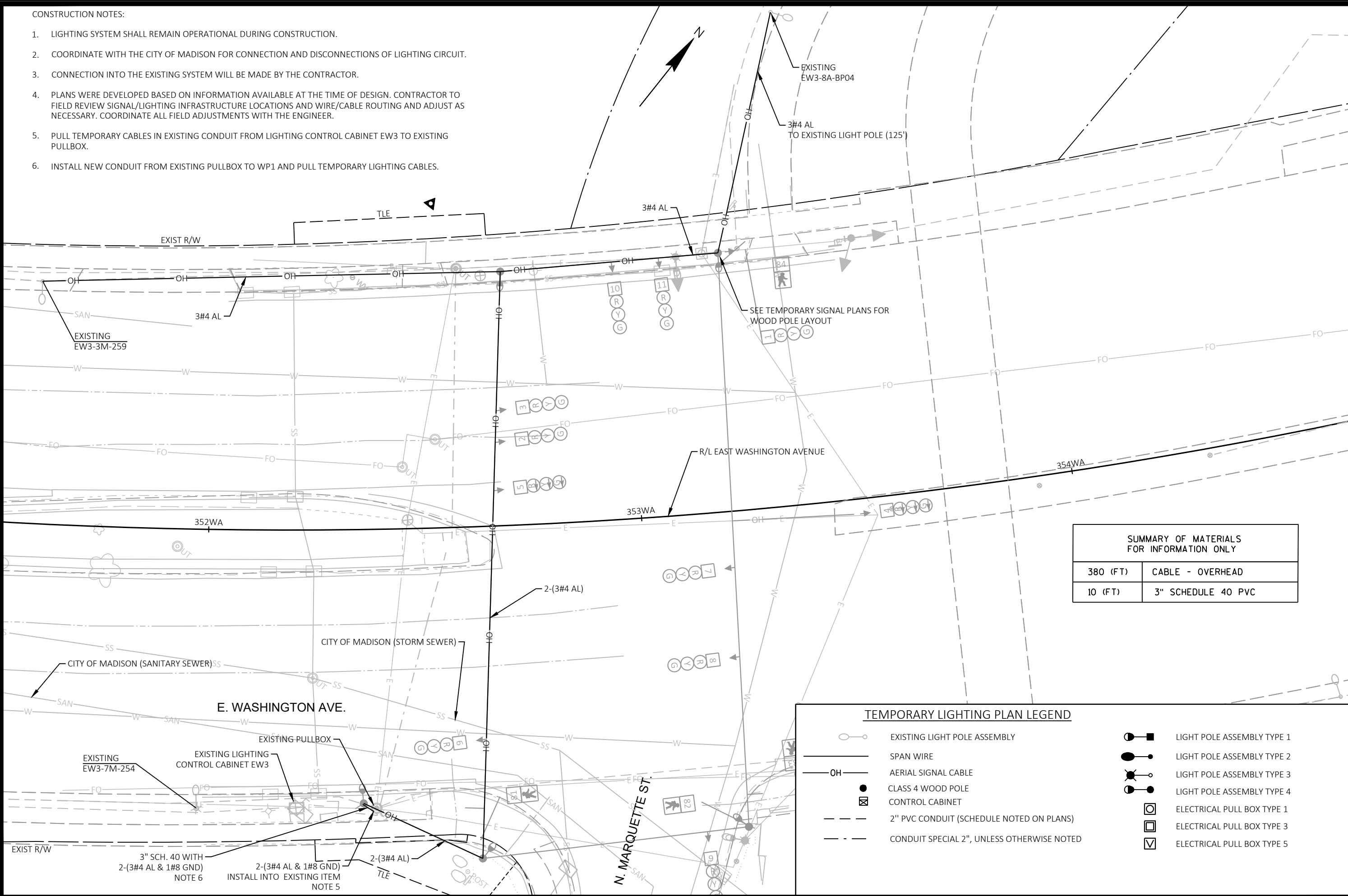
MARK: 60631225P  
 Designed By: AECOM  
 Date: 2022-09-27  
 Scale: 1"=20 FT

LIGHTING PLAN: E. WASHINGTON AVENUE AT MILWAUKEE STREET  
 60631225P  
 CITY OF MADISON, DANE COUNTY, WI  
 BUS RAPID TRANSIT  
 CITY OF MADISON  
 CONTRACT NO: 60631225C

60631225P  
 L-25B  
 SHEET 2 OF 2

CONSTRUCTION NOTES:

1. LIGHTING SYSTEM SHALL REMAIN OPERATIONAL DURING CONSTRUCTION.
2. COORDINATE WITH THE CITY OF MADISON FOR CONNECTION AND DISCONNECTIONS OF LIGHTING CIRCUIT.
3. CONNECTION INTO THE EXISTING SYSTEM WILL BE MADE BY THE CONTRACTOR.
4. PLANS WERE DEVELOPED BASED ON INFORMATION AVAILABLE AT THE TIME OF DESIGN. CONTRACTOR TO FIELD REVIEW SIGNAL/LIGHTING INFRASTRUCTURE LOCATIONS AND WIRE/CABLE ROUTING AND ADJUST AS NECESSARY. COORDINATE ALL FIELD ADJUSTMENTS WITH THE ENGINEER.
5. PULL TEMPORARY CABLES IN EXISTING CONDUIT FROM LIGHTING CONTROL CABINET EW3 TO EXISTING PULLBOX.
6. INSTALL NEW CONDUIT FROM EXISTING PULLBOX TO WP1 AND PULL TEMPORARY LIGHTING CABLES.



SUMMARY OF MATERIALS FOR INFORMATION ONLY	
380 (FT)	CABLE - OVERHEAD
10 (FT)	3" SCHEDULE 40 PVC

**TEMPORARY LIGHTING PLAN LEGEND**

	EXISTING LIGHT POLE ASSEMBLY		LIGHT POLE ASSEMBLY TYPE 1
	SPAN WIRE		LIGHT POLE ASSEMBLY TYPE 2
	AERIAL SIGNAL CABLE		LIGHT POLE ASSEMBLY TYPE 3
	CLASS 4 WOOD POLE		LIGHT POLE ASSEMBLY TYPE 4
	CONTROL CABINET		ELECTRICAL PULL BOX TYPE 1
	2" PVC CONDUIT (SCHEDULE NOTED ON PLANS)		ELECTRICAL PULL BOX TYPE 3
	CONDUIT SPECIAL 2", UNLESS OTHERWISE NOTED		ELECTRICAL PULL BOX TYPE 5

MARK	REVISION	DATE	BY
60631225P	Designed By: AECOM	2022-09-25	

Scale: 1"=20 FT

60631225P  
 TEMP LIGHTING PLAN: E. WASHINGTON AVENUE AT MARQUETTE STREET  
 CITY OF MADISON, DANE COUNTY, WI  
 BUS RAPID TRANSIT  
 CITY OF MADISON  
 CONTRACT NO: 60631225C



60631225P  
 L-26A

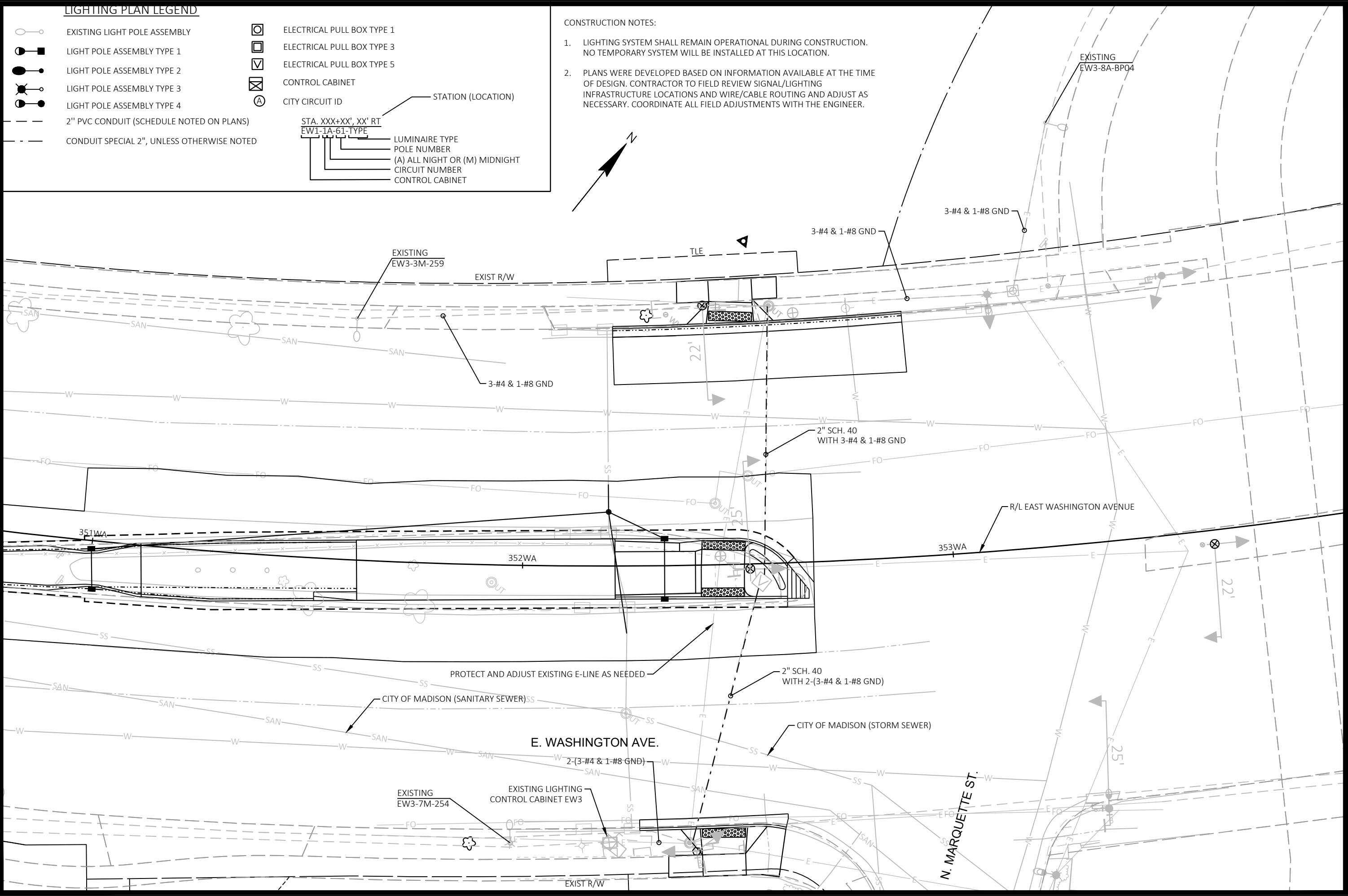
**LIGHTING PLAN LEGEND**

- EXISTING LIGHT POLE ASSEMBLY
- LIGHT POLE ASSEMBLY TYPE 1
- LIGHT POLE ASSEMBLY TYPE 2
- LIGHT POLE ASSEMBLY TYPE 3
- LIGHT POLE ASSEMBLY TYPE 4
- - - 2" PVC CONDUIT (SCHEDULE NOTED ON PLANS)
- - - CONDUIT SPECIAL 2", UNLESS OTHERWISE NOTED
- ELECTRICAL PULL BOX TYPE 1
- ELECTRICAL PULL BOX TYPE 3
- ELECTRICAL PULL BOX TYPE 5
- CONTROL CABINET
- Ⓐ CITY CIRCUIT ID

**CONSTRUCTION NOTES:**

1. LIGHTING SYSTEM SHALL REMAIN OPERATIONAL DURING CONSTRUCTION. NO TEMPORARY SYSTEM WILL BE INSTALLED AT THIS LOCATION.
2. PLANS WERE DEVELOPED BASED ON INFORMATION AVAILABLE AT THE TIME OF DESIGN. CONTRACTOR TO FIELD REVIEW SIGNAL/LIGHTING INFRASTRUCTURE LOCATIONS AND WIRE/CABLE ROUTING AND ADJUST AS NECESSARY. COORDINATE ALL FIELD ADJUSTMENTS WITH THE ENGINEER.

STA. XXX+XX', XX' RT  
 EW1-1A-61-TYPE  
 LUMINAIRE TYPE  
 POLE NUMBER  
 (A) ALL NIGHT OR (M) MIDNIGHT  
 CIRCUIT NUMBER  
 CONTROL CABINET



LIGHTING PLAN: E. WASHINGTON AVENUE AT MARQUETTE STREET  
 BUS RAPID TRANSIT  
 CITY OF MADISON  
 60631225P  
 CONTRACT NO: 60631225C



60631225P  
 L-26B

MARK	REVISION	DATE	BY

Designed By: AECOM  
 Date: 2022-09-28  
 Scale: 1"=20 FT  
 60631225P

CONSTRUCTION NOTES:

1. LIGHTING SYSTEM SHALL REMAIN OPERATIONAL DURING CONSTRUCTION. NO TEMPORARY SYSTEM WILL BE INSTALLED AT THIS LOCATION.
2. PLANS WERE DEVELOPED BASED ON INFORMATION AVAILABLE AT THE TIME OF DESIGN. CONTRACTOR TO FIELD REVIEW SIGNAL/LIGHTING INFRASTRUCTURE LOCATIONS AND WIRE/CABLE ROUTING AND ADJUST AS NECESSARY. COORDINATE ALL FIELD ADJUSTMENTS WITH THE ENGINEER.

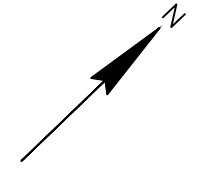
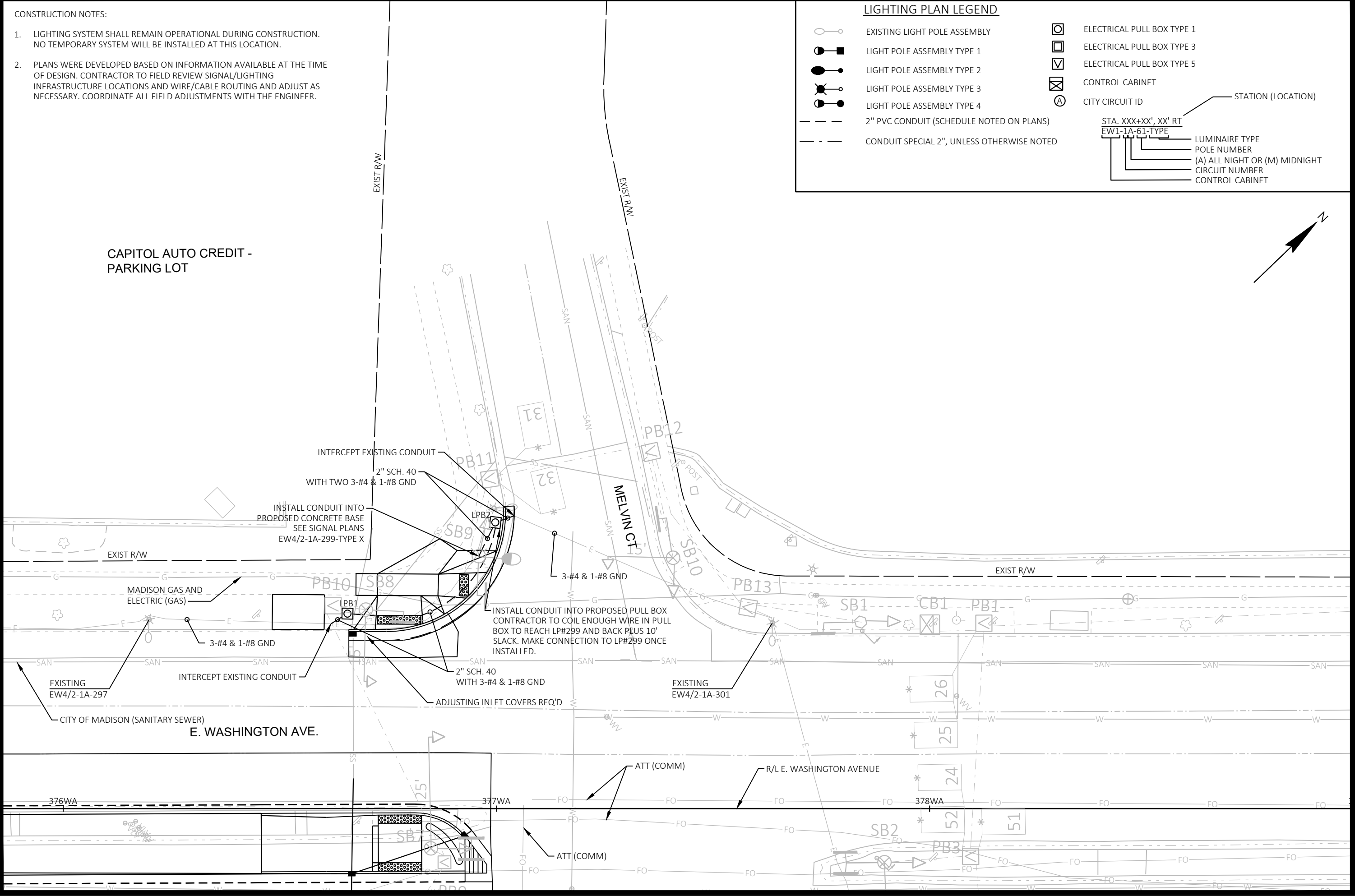
LIGHTING PLAN LEGEND

	EXISTING LIGHT POLE ASSEMBLY		ELECTRICAL PULL BOX TYPE 1
	LIGHT POLE ASSEMBLY TYPE 1		ELECTRICAL PULL BOX TYPE 3
	LIGHT POLE ASSEMBLY TYPE 2		ELECTRICAL PULL BOX TYPE 5
	LIGHT POLE ASSEMBLY TYPE 3		CONTROL CABINET
	LIGHT POLE ASSEMBLY TYPE 4		CITY CIRCUIT ID
	2" PVC CONDUIT (SCHEDULE NOTED ON PLANS)		
	CONDUIT SPECIAL 2", UNLESS OTHERWISE NOTED		

	STATION (LOCATION)
	LUMINAIRE TYPE
	POLE NUMBER
	(A) ALL NIGHT OR (M) MIDNIGHT
	CIRCUIT NUMBER
	CONTROL CABINET

CAPITOL AUTO CREDIT -  
PARKING LOT



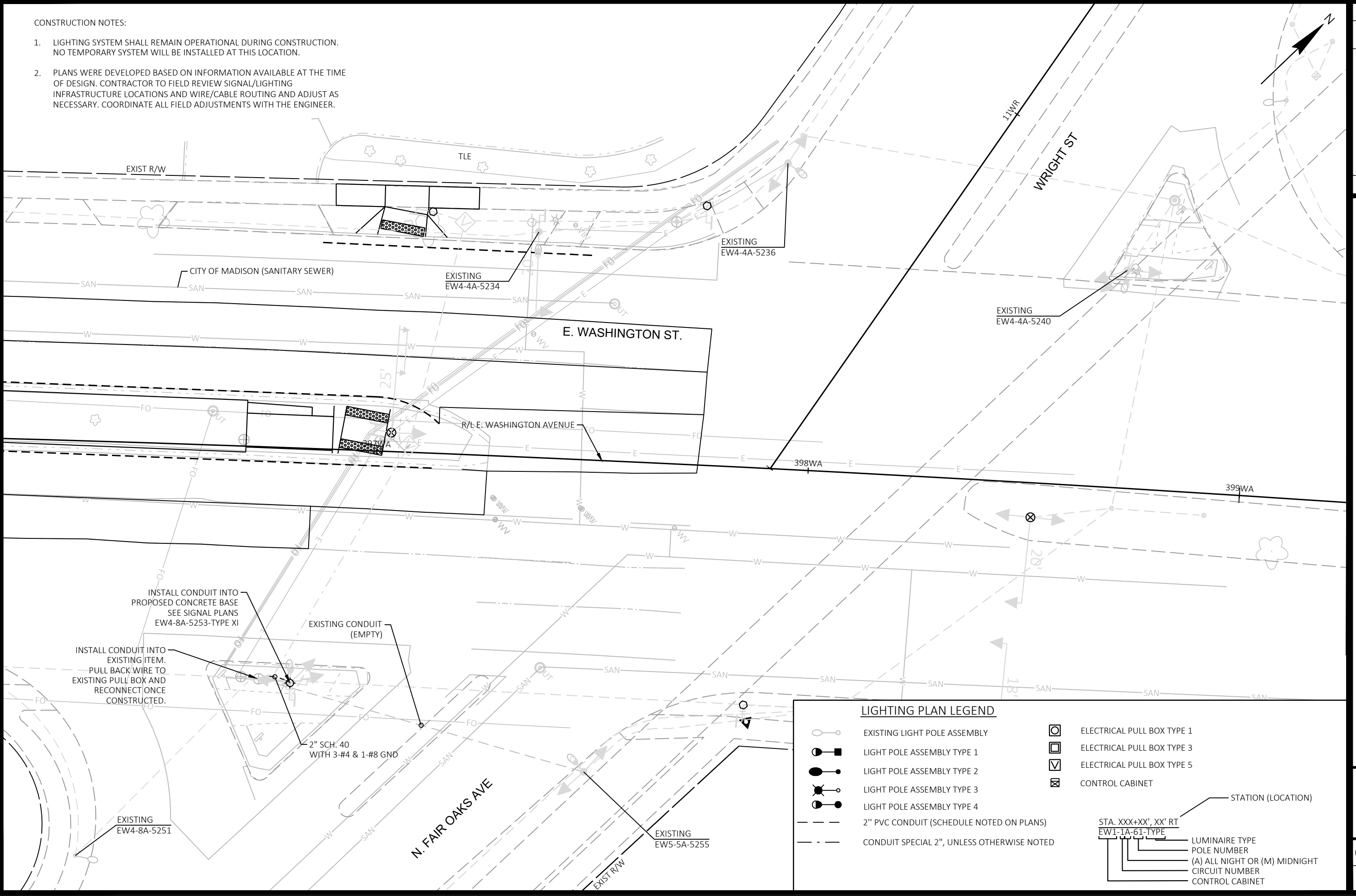
60631225P  
 LIGHTING PLAN: E. WASHINGTON AVENUE AT MELVIN COURT  
 CITY OF MADISON, DANE COUNTY, WI  
 BUS RAPID TRANSIT  
 CITY OF MADISON  
 CONTRACT NO: 60631225C



60631225P  
 L-27

CONSTRUCTION NOTES:

1. LIGHTING SYSTEM SHALL REMAIN OPERATIONAL DURING CONSTRUCTION. NO TEMPORARY SYSTEM WILL BE INSTALLED AT THIS LOCATION.
2. PLANS WERE DEVELOPED BASED ON INFORMATION AVAILABLE AT THE TIME OF DESIGN. CONTRACTOR TO FIELD REVIEW SIGNAL/LIGHTING INFRASTRUCTURE LOCATIONS AND WIRE/CABLE ROUTING AND ADJUST AS NECESSARY. COORDINATE ALL FIELD ADJUSTMENTS WITH THE ENGINEER.



INSTALL CONDUIT INTO PROPOSED CONCRETE BASE SEE SIGNAL PLANS EW4-8A-5253-TYPE XI

INSTALL CONDUIT INTO EXISTING ITEM. PULL BACK WIRE TO EXISTING PULL BOX AND RECONNECT ONCE CONSTRUCTED.

EXISTING CONDUIT (EMPTY)

2" SCH. 40 WITH 3-#4 & 1-#8 GND

**LIGHTING PLAN LEGEND**

- |  |  |  |                            |
|--|--|--|----------------------------|
|  | EXISTING LIGHT POLE ASSEMBLY               |  | ELECTRICAL PULL BOX TYPE 1 |
|  | LIGHT POLE ASSEMBLY TYPE 1                 |  | ELECTRICAL PULL BOX TYPE 3 |
|  | LIGHT POLE ASSEMBLY TYPE 2                 |  | ELECTRICAL PULL BOX TYPE 5 |
|  | LIGHT POLE ASSEMBLY TYPE 3                 |  | CONTROL CABINET            |
|  | LIGHT POLE ASSEMBLY TYPE 4                 |  |                            |
|  | 2" PVC CONDUIT (SCHEDULE NOTED ON PLANS)   |  |                            |
|  | CONDUIT SPECIAL 2", UNLESS OTHERWISE NOTED |  |                            |
- 
- STATION (LOCATION)  
 STA. XXX+XX', XX' RT  
 EW1-1A-61-TYPE
- LUMINAIRE TYPE  
 POLE NUMBER  
 (A) ALL NIGHT OR (M) MIDNIGHT  
 CIRCUIT NUMBER  
 CONTROL CABINET

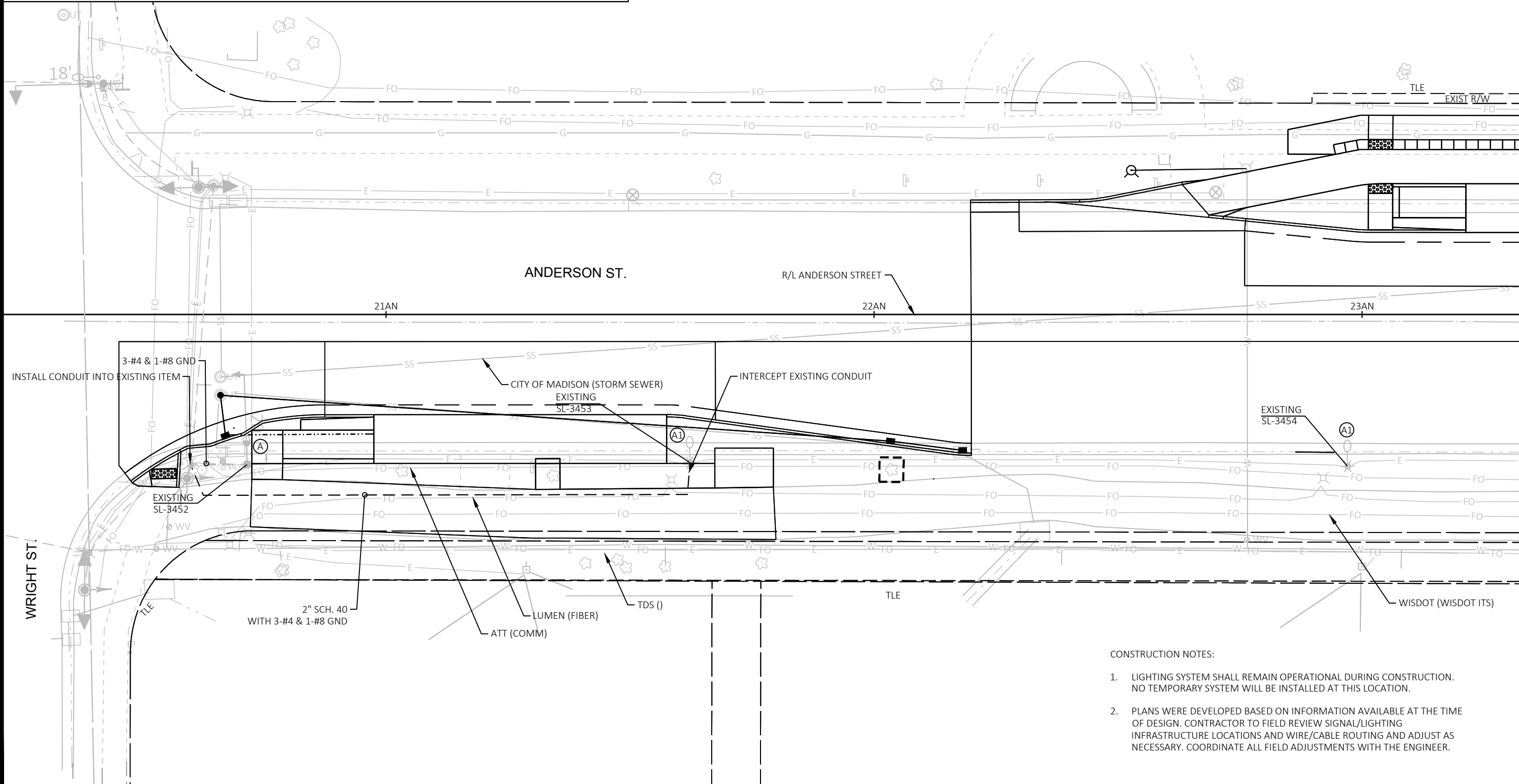
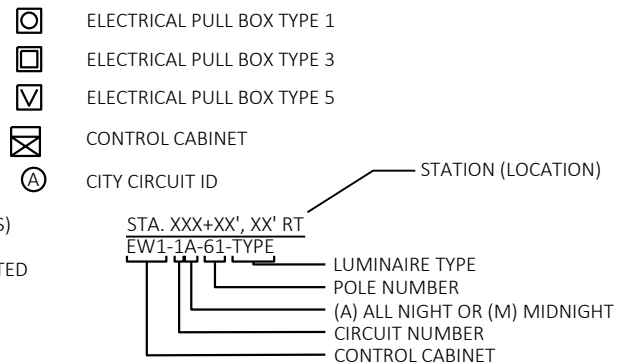
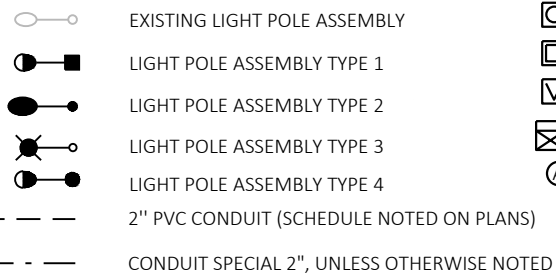
MARK	REVISION	DATE	BY
Designed By: AECOM	Date: 2022-09-25		
60631225P			Scale: 1"=20 FT

60631225P  
 LIGHTING PLAN: E. WASHINGTON AVENUE AT N. FAIR OAKS AVENUE  
 CITY OF MADISON, DANE COUNTY, WI  
 BUS RAPID TRANSIT  
 CITY OF MADISON  
 CONTRACT NO: 60631225C

60631225P  
 L-28



LIGHTING PLAN LEGEND



CONSTRUCTION NOTES:

1. LIGHTING SYSTEM SHALL REMAIN OPERATIONAL DURING CONSTRUCTION. NO TEMPORARY SYSTEM WILL BE INSTALLED AT THIS LOCATION.
2. PLANS WERE DEVELOPED BASED ON INFORMATION AVAILABLE AT THE TIME OF DESIGN. CONTRACTOR TO FIELD REVIEW SIGNAL/LIGHTING INFRASTRUCTURE LOCATIONS AND WIRE/CABLE ROUTING AND ADJUST AS NECESSARY. COORDINATE ALL FIELD ADJUSTMENTS WITH THE ENGINEER.

60631225P

CITY OF MADISON, DANE COUNTY, WI

CONTRACT NO: 60631225C

LIGHTING PLAN: EB ANDERSON STREET AT WRIGHT STREET

BUS RAPID TRANSIT

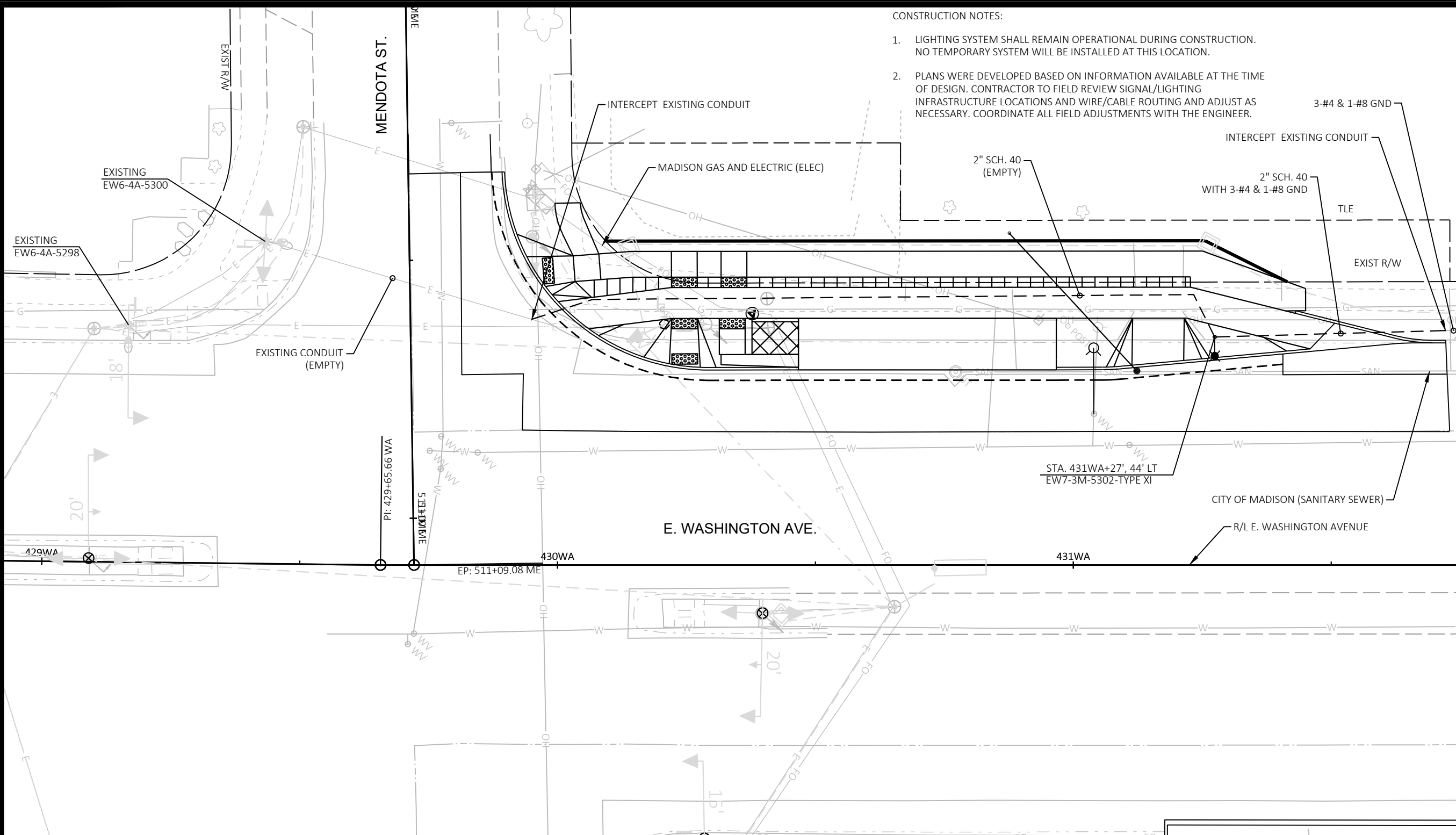
**CITY OF MADISON**

MARK	REVISION	DATE	BY
	Described By: AECOM	Date: 2022-09-28	
	60631225P		



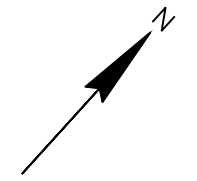
60631225P

L-29



**CONSTRUCTION NOTES:**


- LIGHTING SYSTEM SHALL REMAIN OPERATIONAL DURING CONSTRUCTION. NO TEMPORARY SYSTEM WILL BE INSTALLED AT THIS LOCATION.
- PLANS WERE DEVELOPED BASED ON INFORMATION AVAILABLE AT THE TIME OF DESIGN. CONTRACTOR TO FIELD REVIEW SIGNAL/LIGHTING INFRASTRUCTURE LOCATIONS AND WIRE/CABLE ROUTING AND ADJUST AS NECESSARY. COORDINATE ALL FIELD ADJUSTMENTS WITH THE ENGINEER.



MARK	REVISION	DATE	BY

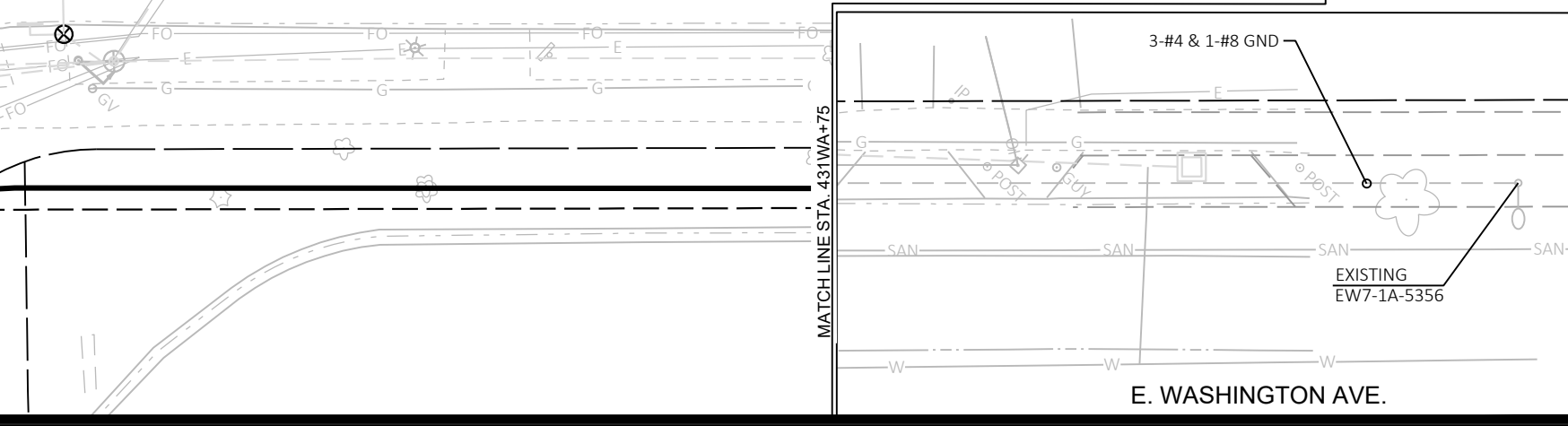
Designed By: AECOM  
Date: 2022-09-28  
60631225P

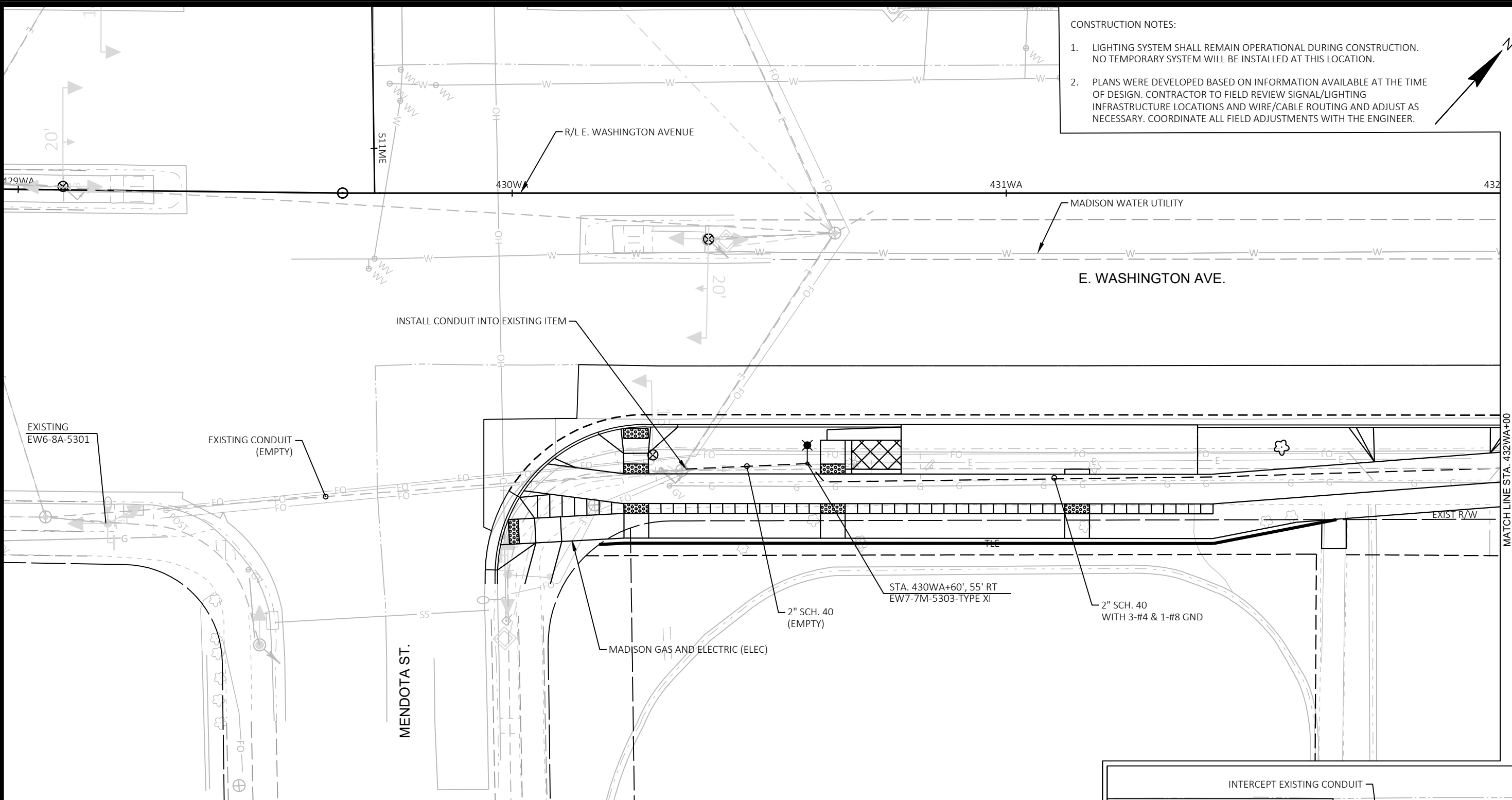
**60631225P**  
**LIGHTING PLAN: WB E. WASHINGTON AVENUE AT MENDOTA STREET**  
**BUS RAPID TRANSIT**  
**CITY OF MADISON**  
**CITY OF MADISON, DANE COUNTY, WI**  
**CONTRACT NO: 60631225C**

  
**60631225P**  
**L-30A**

**LIGHTING PLAN LEGEND**

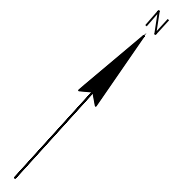
	EXISTING LIGHT POLE ASSEMBLY		ELECTRICAL PULL BOX TYPE 1
	LIGHT POLE ASSEMBLY TYPE 1		ELECTRICAL PULL BOX TYPE 3
	LIGHT POLE ASSEMBLY TYPE 2		ELECTRICAL PULL BOX TYPE 5
	LIGHT POLE ASSEMBLY TYPE 3		CONTROL CABINET
	LIGHT POLE ASSEMBLY TYPE 4		CITY CIRCUIT ID
	2" PVC CONDUIT (SCHEDULE NOTED ON PLANS)		STATION (LOCATION)
	CONDUIT SPECIAL 2", UNLESS OTHERWISE NOTED		STA. XXX+XX', XX' RT EW1-1A-61-TYPE LUMINAIRE TYPE
			POLE NUMBER
			(A) ALL NIGHT OR (M) MIDNIGHT
			CIRCUIT NUMBER
			CONTROL CABINET





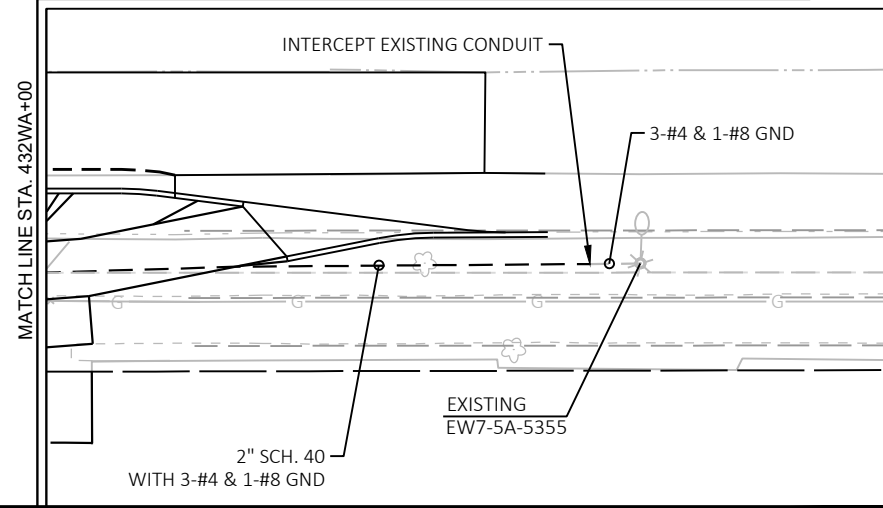
CONSTRUCTION NOTES:

1. LIGHTING SYSTEM SHALL REMAIN OPERATIONAL DURING CONSTRUCTION. NO TEMPORARY SYSTEM WILL BE INSTALLED AT THIS LOCATION.
2. PLANS WERE DEVELOPED BASED ON INFORMATION AVAILABLE AT THE TIME OF DESIGN. CONTRACTOR TO FIELD REVIEW SIGNAL/LIGHTING INFRASTRUCTURE LOCATIONS AND WIRE/CABLE ROUTING AND ADJUST AS NECESSARY. COORDINATE ALL FIELD ADJUSTMENTS WITH THE ENGINEER.



**LIGHTING PLAN LEGEND**

	EXISTING LIGHT POLE ASSEMBLY		ELECTRICAL PULL BOX TYPE 1
	LIGHT POLE ASSEMBLY TYPE 1		ELECTRICAL PULL BOX TYPE 3
	LIGHT POLE ASSEMBLY TYPE 2		ELECTRICAL PULL BOX TYPE 5
	LIGHT POLE ASSEMBLY TYPE 3		CONTROL CABINET
	LIGHT POLE ASSEMBLY TYPE 4		CITY CIRCUIT ID
	2" PVC CONDUIT (SCHEDULE NOTED ON PLANS)		STATION (LOCATION)
	CONDUIT SPECIAL 2", UNLESS OTHERWISE NOTED		LUMINAIRE TYPE
			POLE NUMBER
			(A) ALL NIGHT OR (M) MIDNIGHT
			CIRCUIT NUMBER
			CONTROL CABINET



MARK	REVISION	DATE	BY
60631225P	Designed By: AECOM	Date: 2022-09-28	Scale: 1"=20 FT

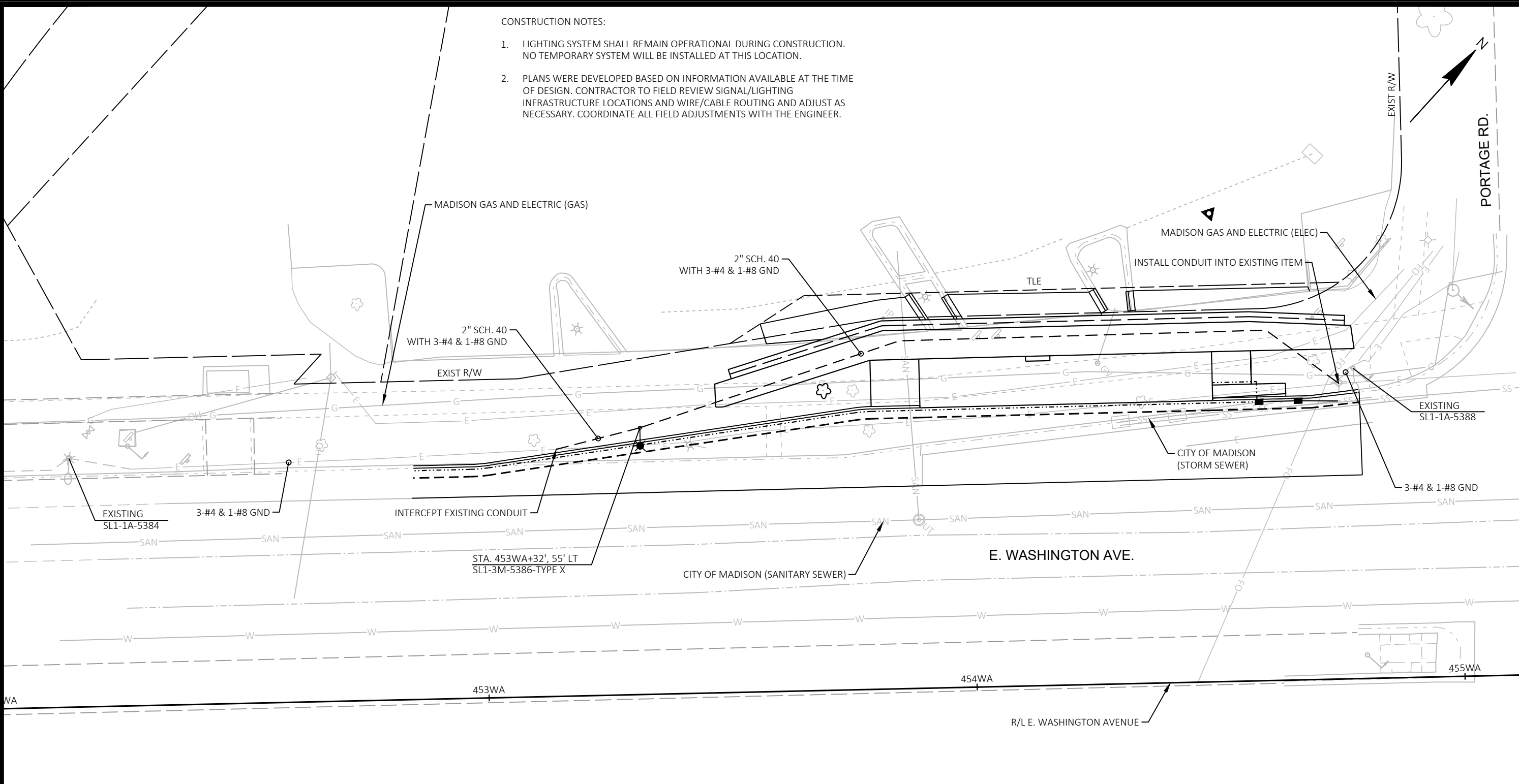
60631225P  
 LIGHTING PLAN: EB E. WASHINGTON AVENUE AT MENDOTA STREET  
 CITY OF MADISON, DANE COUNTY, WI  
 BUS RAPID TRANSIT  
 CITY OF MADISON  
 CONTRACT NO: 60631225C



60631225P  
 L-30B

CONSTRUCTION NOTES:

1. LIGHTING SYSTEM SHALL REMAIN OPERATIONAL DURING CONSTRUCTION. NO TEMPORARY SYSTEM WILL BE INSTALLED AT THIS LOCATION.
2. PLANS WERE DEVELOPED BASED ON INFORMATION AVAILABLE AT THE TIME OF DESIGN. CONTRACTOR TO FIELD REVIEW SIGNAL/LIGHTING INFRASTRUCTURE LOCATIONS AND WIRE/CABLE ROUTING AND ADJUST AS NECESSARY. COORDINATE ALL FIELD ADJUSTMENTS WITH THE ENGINEER.



LIGHTING PLAN LEGEND

	EXISTING LIGHT POLE ASSEMBLY		ELECTRICAL PULL BOX TYPE 1
	LIGHT POLE ASSEMBLY TYPE 1		ELECTRICAL PULL BOX TYPE 3
	LIGHT POLE ASSEMBLY TYPE 2		ELECTRICAL PULL BOX TYPE 5
	LIGHT POLE ASSEMBLY TYPE 3		CONTROL CABINET
	LIGHT POLE ASSEMBLY TYPE 4		
	2" PVC CONDUIT (SCHEDULE NOTED ON PLANS)		
	CONDUIT SPECIAL 2", UNLESS OTHERWISE NOTED		

	STATION (LOCATION)
	LUMINAIRE TYPE
	POLE NUMBER
	(A) ALL NIGHT OR (M) MIDNIGHT
	CIRCUIT NUMBER
	CONTROL CABINET

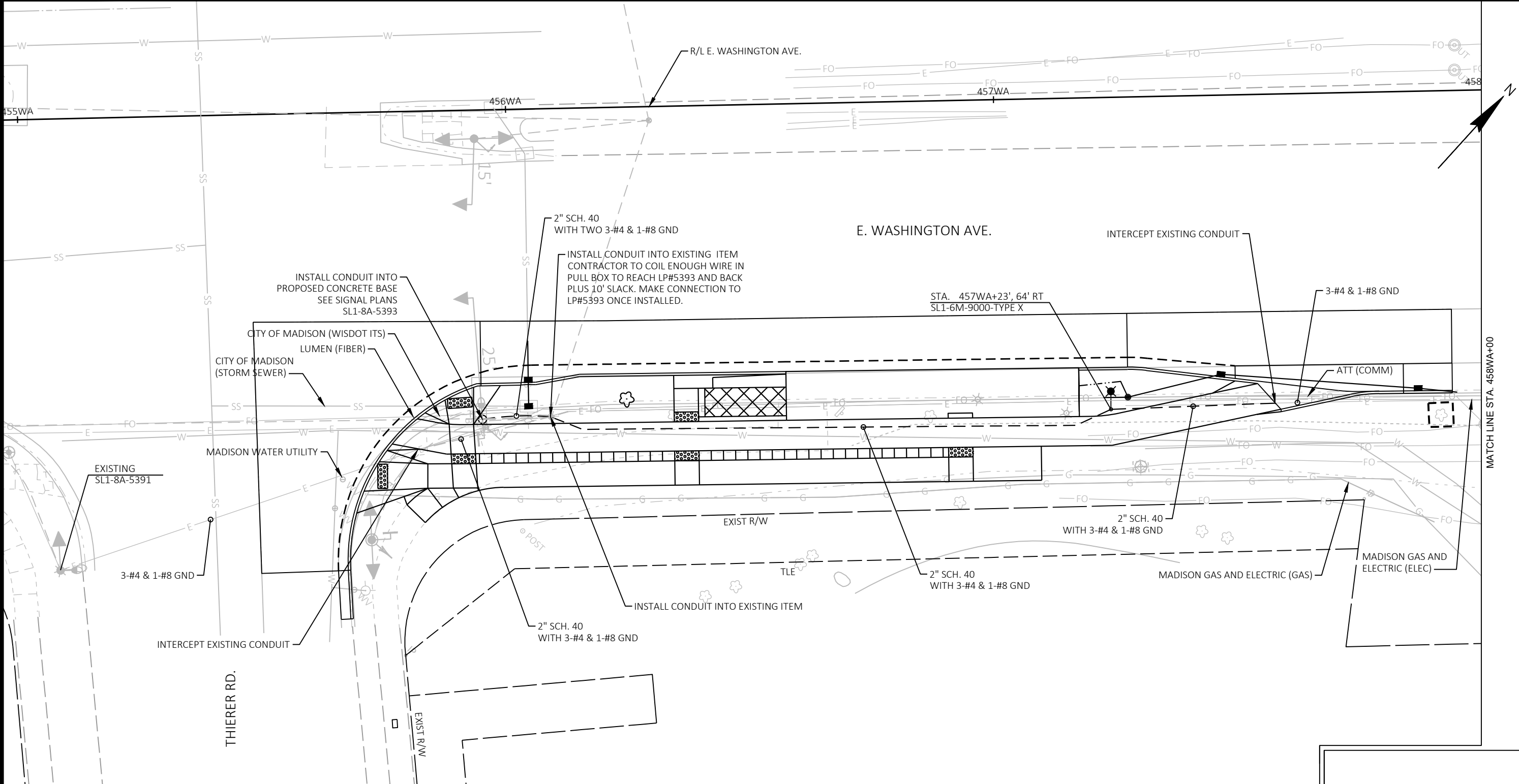
MARK	REVISION	DATE	BY

Designed By: AECOM  
Date: 2022-09-25  
60631225P

60631225P  
 LIGHTING PLAN: WB E. WASHINGTON AVENUE AT PORTAGE ROAD  
 CITY OF MADISON, DANE COUNTY, WI  
 BUS RAPID TRANSIT  
 CITY OF MADISON  
 CONTRACT NO: 60631225C



60631225P  
 L-31A

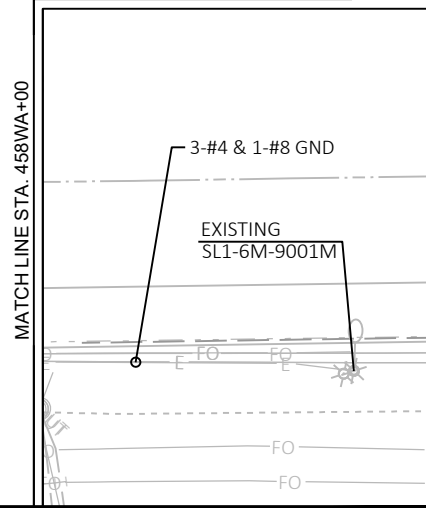


**LIGHTING PLAN LEGEND**

	EXISTING LIGHT POLE ASSEMBLY		ELECTRICAL PULL BOX TYPE 1
	LIGHT POLE ASSEMBLY TYPE 1		ELECTRICAL PULL BOX TYPE 3
	LIGHT POLE ASSEMBLY TYPE 2		ELECTRICAL PULL BOX TYPE 5
	LIGHT POLE ASSEMBLY TYPE 3		CONTROL CABINET
	LIGHT POLE ASSEMBLY TYPE 4		CITY CIRCUIT ID
	2" PVC CONDUIT (SCHEDULE NOTED ON PLANS)		STATION (LOCATION)
	CONDUIT SPECIAL 2", UNLESS OTHERWISE NOTED		LUMINAIRE TYPE
			POLE NUMBER
			(A) ALL NIGHT OR (M) MIDNIGHT
			CIRCUIT NUMBER
			CONTROL CABINET

**CONSTRUCTION NOTES:**

- LIGHTING SYSTEM SHALL REMAIN OPERATIONAL DURING CONSTRUCTION. NO TEMPORARY SYSTEM WILL BE INSTALLED AT THIS LOCATION.
- PLANS WERE DEVELOPED BASED ON INFORMATION AVAILABLE AT THE TIME OF DESIGN. CONTRACTOR TO FIELD REVIEW SIGNAL/LIGHTING INFRASTRUCTURE LOCATIONS AND WIRE/CABLE ROUTING AND ADJUST AS NECESSARY. COORDINATE ALL FIELD ADJUSTMENTS WITH THE ENGINEER.

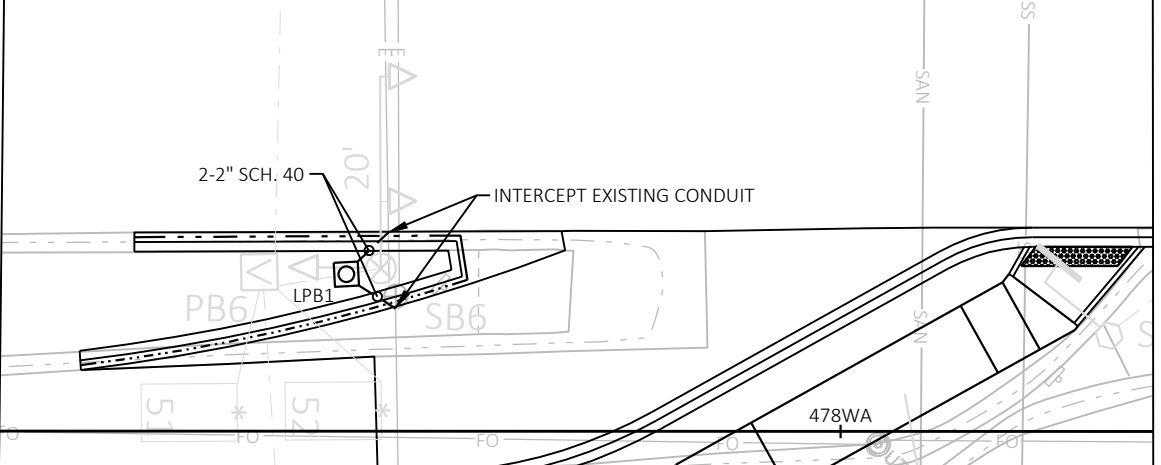
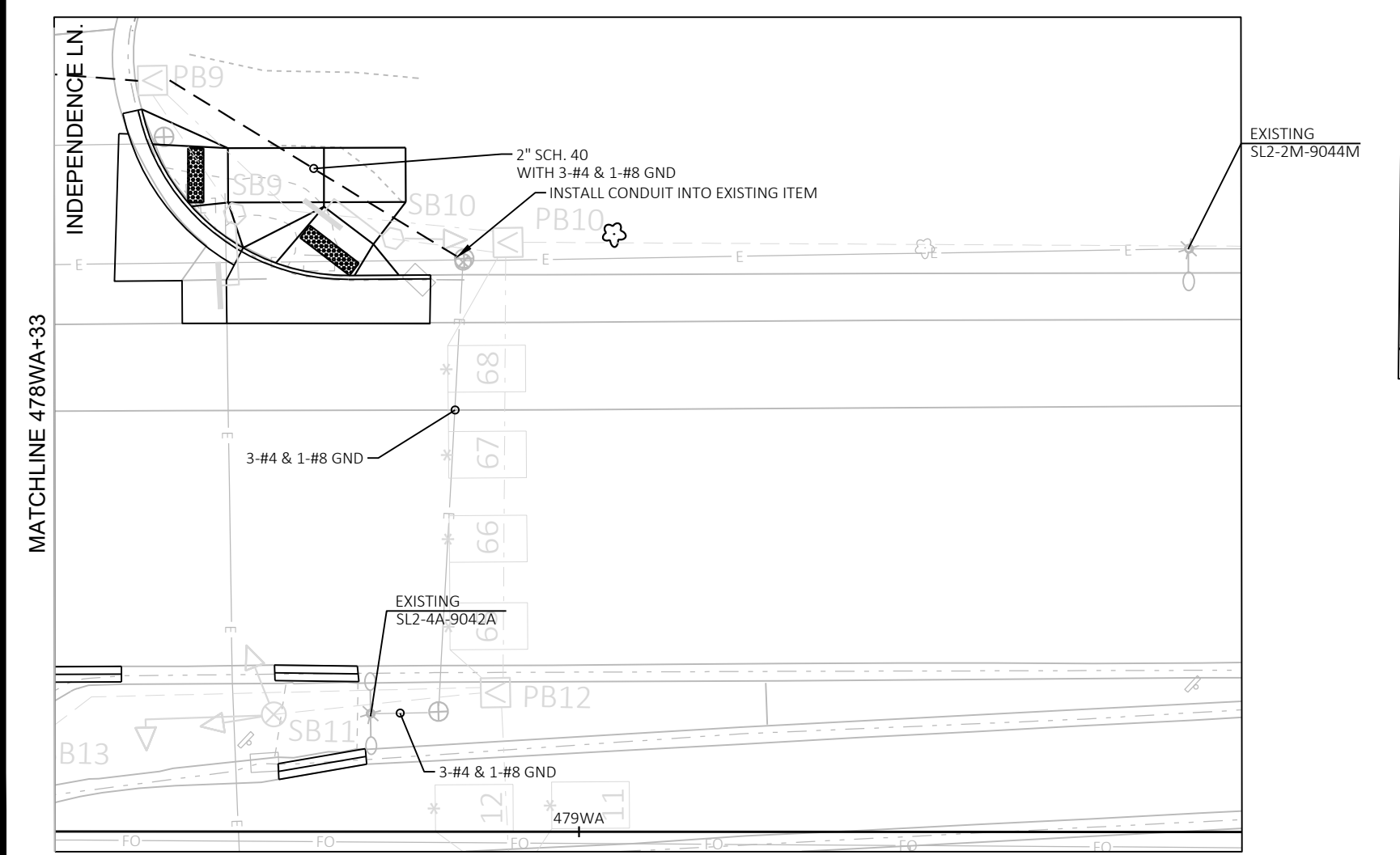
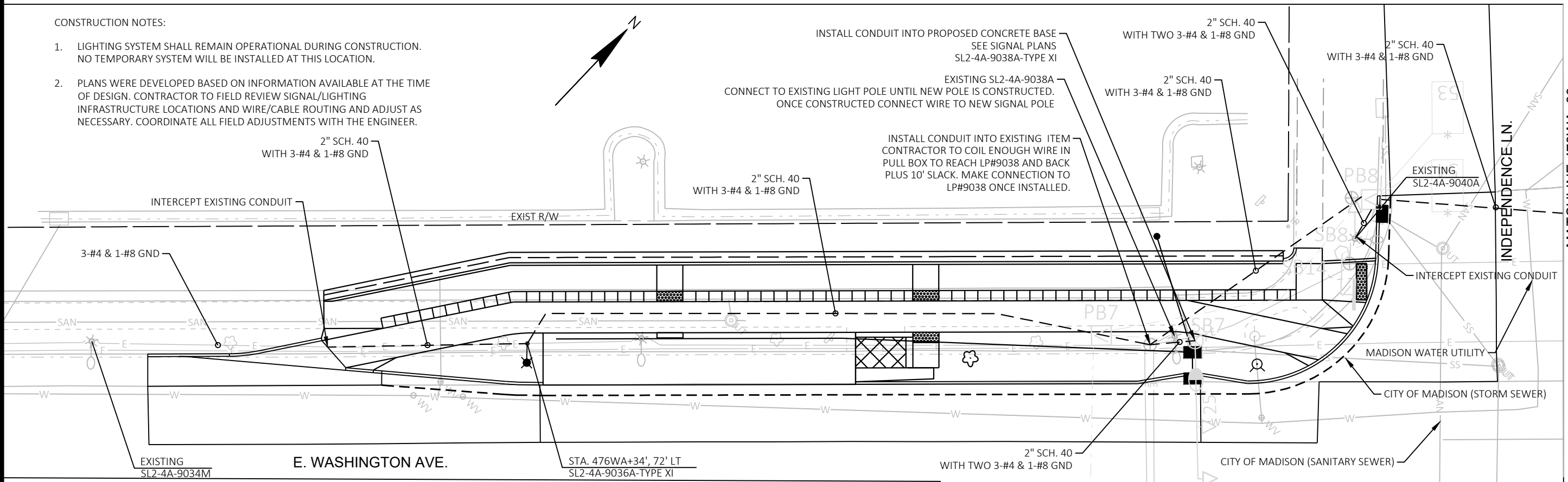
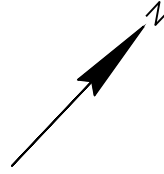


MARK	REVISION	DATE	BY
	Designed By: AECOM	2022-09-28	60631225P
	Scale: 1"=20 FT		

60631225P  
 LIGHTING PLAN: EB E. WASHINGTON AVENUE AT THIERER ROAD  
 BUS RAPID TRANSIT  
 CITY OF MADISON  
 CITY OF MADISON, DANE COUNTY, WI  
 CONTRACT NO: 60631225C  
 60631225P  
 L-31B

CONSTRUCTION NOTES:

1. LIGHTING SYSTEM SHALL REMAIN OPERATIONAL DURING CONSTRUCTION. NO TEMPORARY SYSTEM WILL BE INSTALLED AT THIS LOCATION.
2. PLANS WERE DEVELOPED BASED ON INFORMATION AVAILABLE AT THE TIME OF DESIGN. CONTRACTOR TO FIELD REVIEW SIGNAL/LIGHTING INFRASTRUCTURE LOCATIONS AND WIRE/CABLE ROUTING AND ADJUST AS NECESSARY. COORDINATE ALL FIELD ADJUSTMENTS WITH THE ENGINEER.



**LIGHTING PLAN LEGEND**

	EXISTING LIGHT POLE ASSEMBLY		ELECTRICAL PULL BOX TYPE 1
	LIGHT POLE ASSEMBLY TYPE 1		ELECTRICAL PULL BOX TYPE 3
	LIGHT POLE ASSEMBLY TYPE 2		ELECTRICAL PULL BOX TYPE 5
	LIGHT POLE ASSEMBLY TYPE 3		CONTROL CABINET
	LIGHT POLE ASSEMBLY TYPE 4		CITY CIRCUIT ID
	2" PVC CONDUIT (SCHEDULE NOTED ON PLANS)		
	CONDUIT SPECIAL 2", UNLESS OTHERWISE NOTED		

STATION (LOCATION)  
 STA. XXX+XX', XX' RT  
 EW1-1A-61-TYPE  
 LUMINAIRE TYPE  
 POLE NUMBER  
 (A) ALL NIGHT OR (M) MIDNIGHT  
 CIRCUIT NUMBER  
 CONTROL CABINET

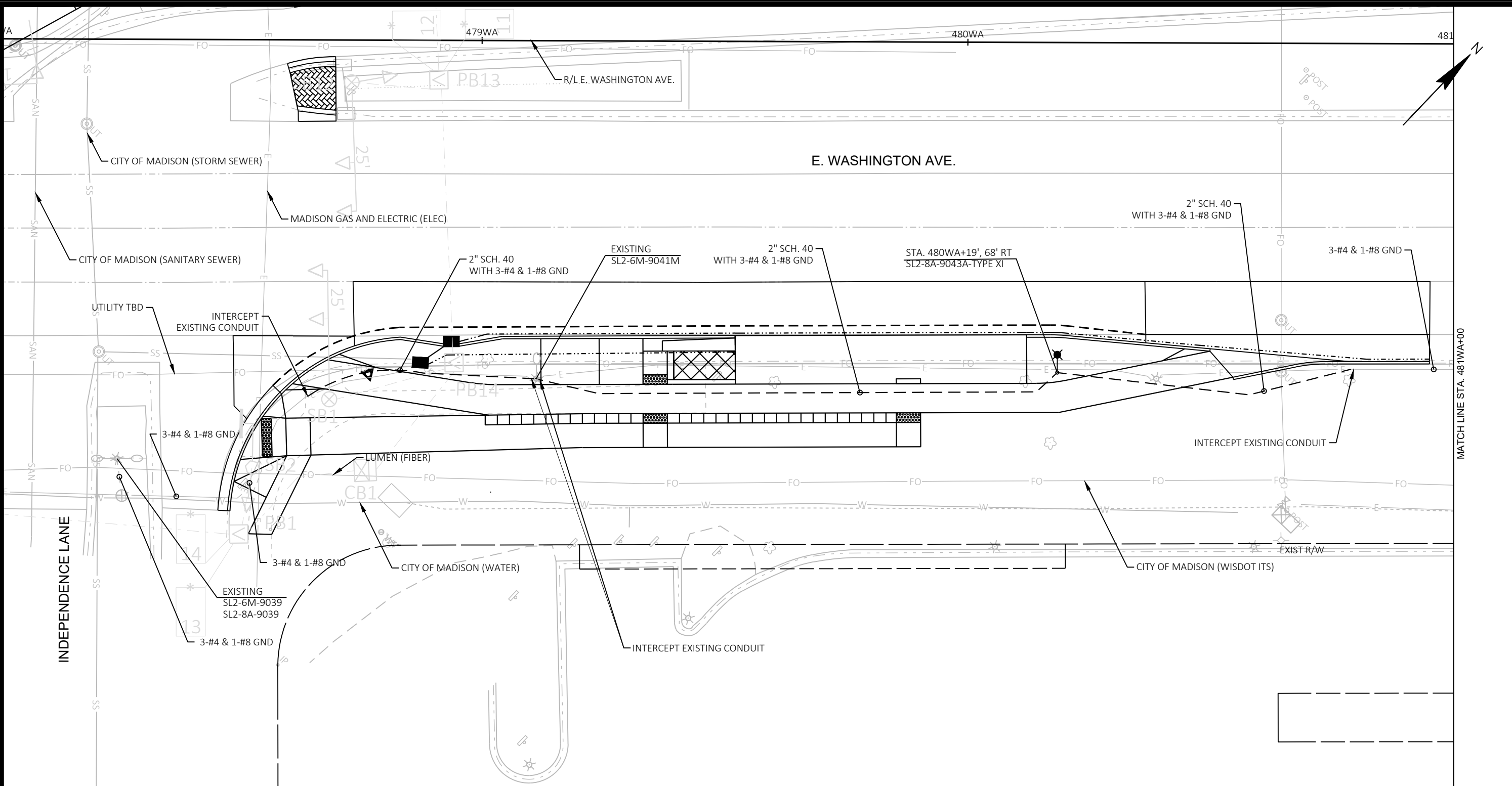
MARK	REVISION	DATE	BY

Designed By: AECOM Date: 2022-10-12  
 Scale: 1"=20 FT  
 60631225P

LIGHTING PLAN: WB E. WASHINGTON AVENUE AT INDEPENDENCE LANE  
 60631225P  
 CITY OF MADISON, DANE COUNTY, WI  
 BUS RAPID TRANSIT  
 CITY OF MADISON  
 CONTRACT NO: 60631225C



60631225P  
 L-32A



MARK	REVISION	DATE	BY

Designed By: AECOM | Date: 2022-09-25  
60631225P

60631225P  
 LIGHTING PLAN: EB E. WASHINGTON AVENUE AT INDEPENDENCE LANE  
 CITY OF MADISON, DANE COUNTY, WI  
 BUS RAPID TRANSIT  
 CITY OF MADISON  
 CONTRACT NO: 60631225C

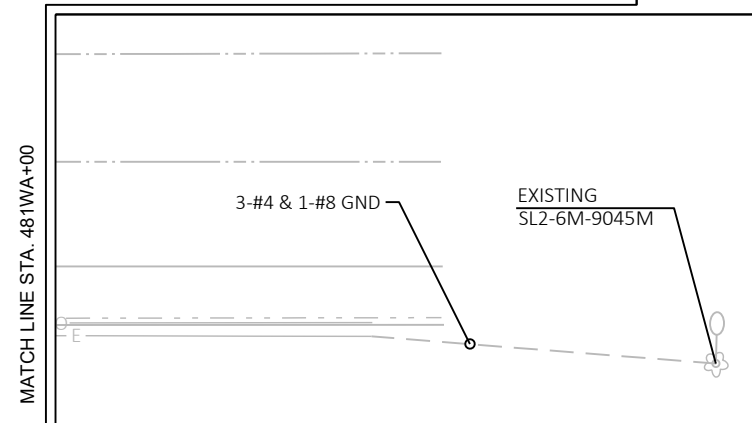
60631225P  
 L-32B

**LIGHTING PLAN LEGEND**

- |  |  |  |                            |
|--|--|--|----------------------------|
|  | EXISTING LIGHT POLE ASSEMBLY               |  | ELECTRICAL PULL BOX TYPE 1 |
|  | LIGHT POLE ASSEMBLY TYPE 1                 |  | ELECTRICAL PULL BOX TYPE 3 |
|  | LIGHT POLE ASSEMBLY TYPE 2                 |  | ELECTRICAL PULL BOX TYPE 5 |
|  | LIGHT POLE ASSEMBLY TYPE 3                 |  | CONTROL CABINET            |
|  | LIGHT POLE ASSEMBLY TYPE 4                 |  |                            |
|  | 2" PVC CONDUIT (SCHEDULE NOTED ON PLANS)   |  |                            |
|  | CONDUIT SPECIAL 2", UNLESS OTHERWISE NOTED |  |                            |
- 
- |  |                               |
|--|-------------------------------|
|  | STATION (LOCATION)            |
|  | LUMINAIRE TYPE                |
|  | POLE NUMBER                   |
|  | (A) ALL NIGHT OR (M) MIDNIGHT |
|  | CIRCUIT NUMBER                |
|  | CONTROL CABINET               |

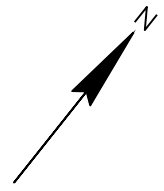
**CONSTRUCTION NOTES:**

- LIGHTING SYSTEM SHALL REMAIN OPERATIONAL DURING CONSTRUCTION. NO TEMPORARY SYSTEM WILL BE INSTALLED AT THIS LOCATION.
- PLANS WERE DEVELOPED BASED ON INFORMATION AVAILABLE AT THE TIME OF DESIGN. CONTRACTOR TO FIELD REVIEW SIGNAL/LIGHTING INFRASTRUCTURE LOCATIONS AND WIRE/CABLE ROUTING AND ADJUST AS NECESSARY. COORDINATE ALL FIELD ADJUSTMENTS WITH THE ENGINEER.

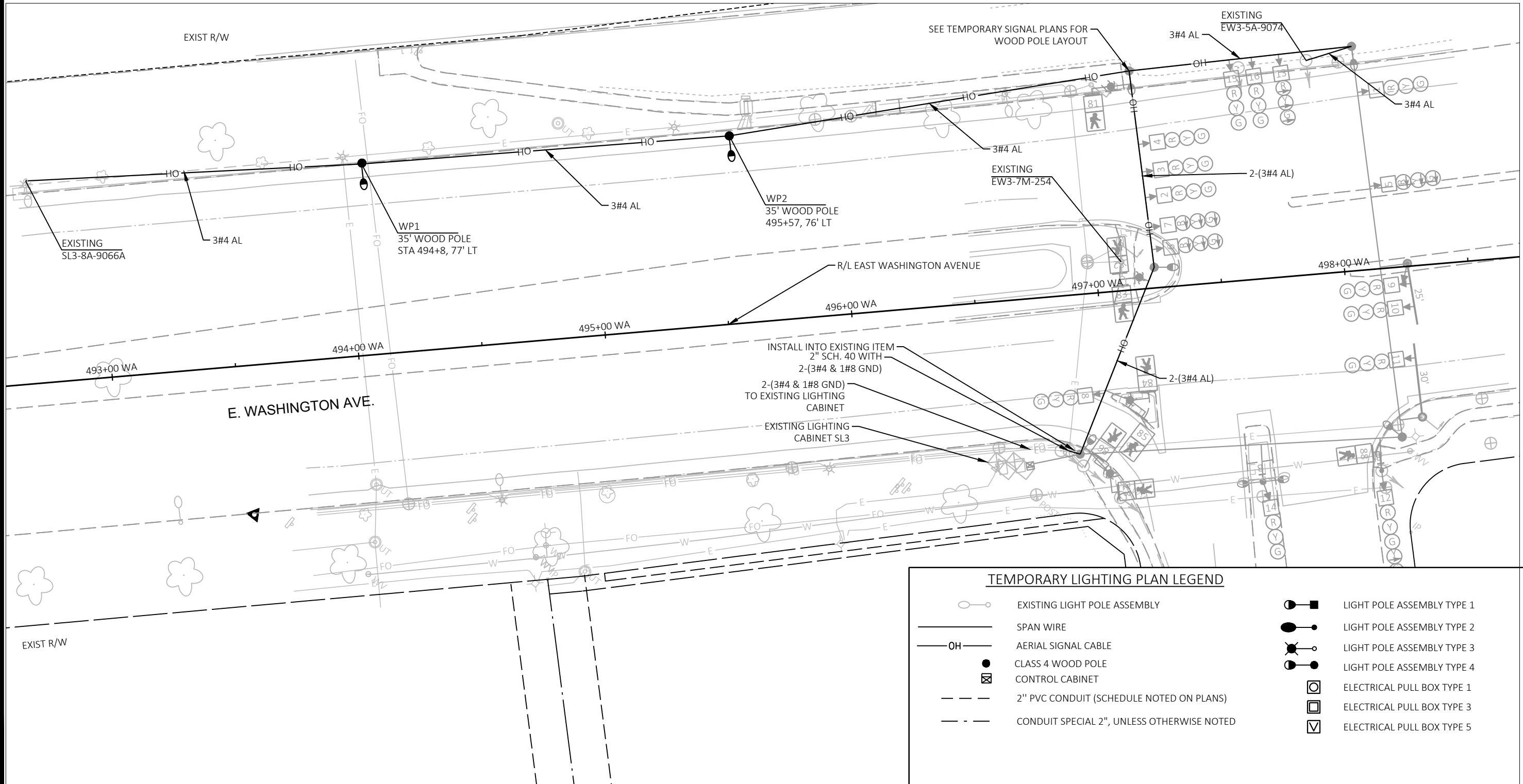


CONSTRUCTION NOTES:

- LIGHTING SYSTEM SHALL REMAIN OPERATIONAL DURING CONSTRUCTION.
- COORDINATE WITH THE CITY OF MADISON FOR CONNECTION AND DISCONNECTIONS OF LIGHTING CIRCUIT.
- CONNECTION INTO THE EXISTING SYSTEM WILL BE MADE BY THE CONTRACTOR.
- PLANS WERE DEVELOPED BASED ON INFORMATION AVAILABLE AT THE TIME OF DESIGN. CONTRACTOR TO FIELD REVIEW SIGNAL/LIGHTING INFRASTRUCTURE LOCATIONS AND WIRE/CABLE ROUTING AND ADJUST AS NECESSARY. COORDINATE ALL FIELD ADJUSTMENTS WITH THE ENGINEER.
- PULL TEMPORARY CABLES IN EXISTING CONDUIT FROM LIGHTING CONTROL CABINET EW3 TO EXISTING PULLBOX.
- INSTALL NEW CONDUIT FROM EXISTING PULLBOX TO WP1 AND PULL TEMPORARY LIGHTING CABLES.
- MAKE ELECTRICAL CONNECTION TO EXISTING LIGHT POLE 9074 TO KEEP ELECTRICAL CIRCUIT TO THE EAST IN OPERATION DURING CONSTRUCTION.



SUMMARY OF MATERIALS FOR INFORMATION ONLY	
900 (FT)	CABLE - OVERHEAD
5 (FT)	3" SCHEDULE 40 PVC
2	WOOD POLES, CLASS 4
2	LUMINAIRES, 250 W OR LED B



TEMPORARY LIGHTING PLAN LEGEND			
	EXISTING LIGHT POLE ASSEMBLY		LIGHT POLE ASSEMBLY TYPE 1
	SPAN WIRE		LIGHT POLE ASSEMBLY TYPE 2
	AERIAL SIGNAL CABLE		LIGHT POLE ASSEMBLY TYPE 3
	CLASS 4 WOOD POLE		LIGHT POLE ASSEMBLY TYPE 4
	CONTROL CABINET		ELECTRICAL PULL BOX TYPE 1
	2" PVC CONDUIT (SCHEDULE NOTED ON PLANS)		ELECTRICAL PULL BOX TYPE 3
	CONDUIT SPECIAL 2", UNLESS OTHERWISE NOTED		ELECTRICAL PULL BOX TYPE 5

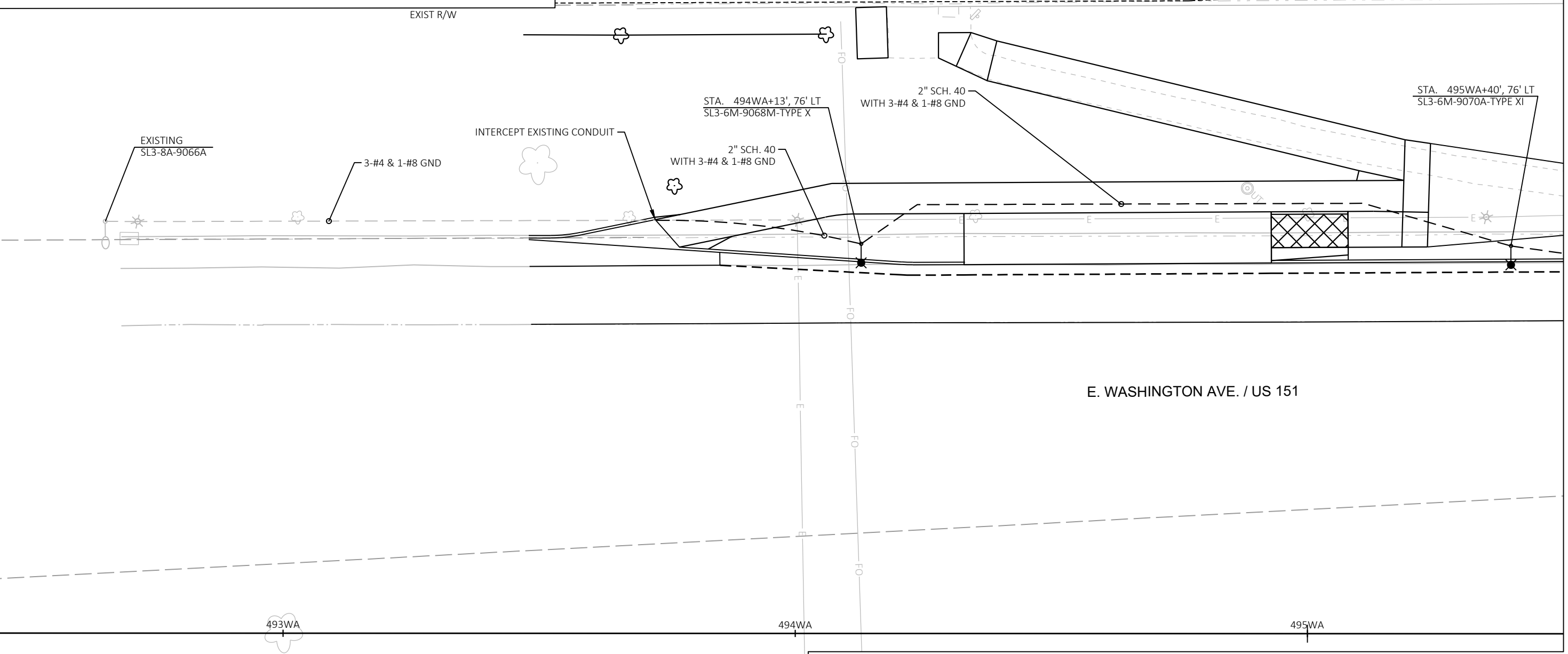
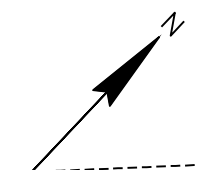
60631225P  
 TEMP LIGHTING PLAN: E. WASHINGTON AVENUE AT E. SPRINGS DRIVE  
 CITY OF MADISON, DANE COUNTY, WI  
 BUS RAPID TRANSIT  
**CITY OF MADISON**  
 CONTRACT NO: 60631225C  
 60631225P  
 L-33A



CONSTRUCTION NOTES:

- TEMPORARY LIGHTING SYSTEM WILL BE INSTALLED AT THIS LOCATION.
- PLANS WERE DEVELOPED BASED ON INFORMATION AVAILABLE AT THE TIME OF DESIGN. CONTRACTOR TO FIELD REVIEW SIGNAL/LIGHTING INFRASTRUCTURE LOCATIONS AND WIRE/CABLE ROUTING AND ADJUST AS NECESSARY. COORDINATE ALL FIELD ADJUSTMENTS WITH THE ENGINEER.

E. WASHINGTON AVE. FRONTAGE ROAD



MATCH LINE STA. 495WA+50

**LIGHTING PLAN LEGEND**

- |  |  |  |                            |
|--|--|--|----------------------------|
|  | EXISTING LIGHT POLE ASSEMBLY               |  | ELECTRICAL PULL BOX TYPE 1 |
|  | LIGHT POLE ASSEMBLY TYPE 1                 |  | ELECTRICAL PULL BOX TYPE 3 |
|  | LIGHT POLE ASSEMBLY TYPE 2                 |  | ELECTRICAL PULL BOX TYPE 5 |
|  | LIGHT POLE ASSEMBLY TYPE 3                 |  | CONTROL CABINET            |
|  | LIGHT POLE ASSEMBLY TYPE 4                 |  | CITY CIRCUIT ID            |
|  | 2" PVC CONDUIT (SCHEDULE NOTED ON PLANS)   |  |                            |
|  | CONDUIT SPECIAL 2", UNLESS OTHERWISE NOTED |  |                            |
- 
- |  |                               |
|--|-------------------------------|
|  | STATION (LOCATION)            |
|  | LUMINAIRE TYPE                |
|  | POLE NUMBER                   |
|  | (A) ALL NIGHT OR (M) MIDNIGHT |
|  | CIRCUIT NUMBER                |
|  | CONTROL CABINET               |

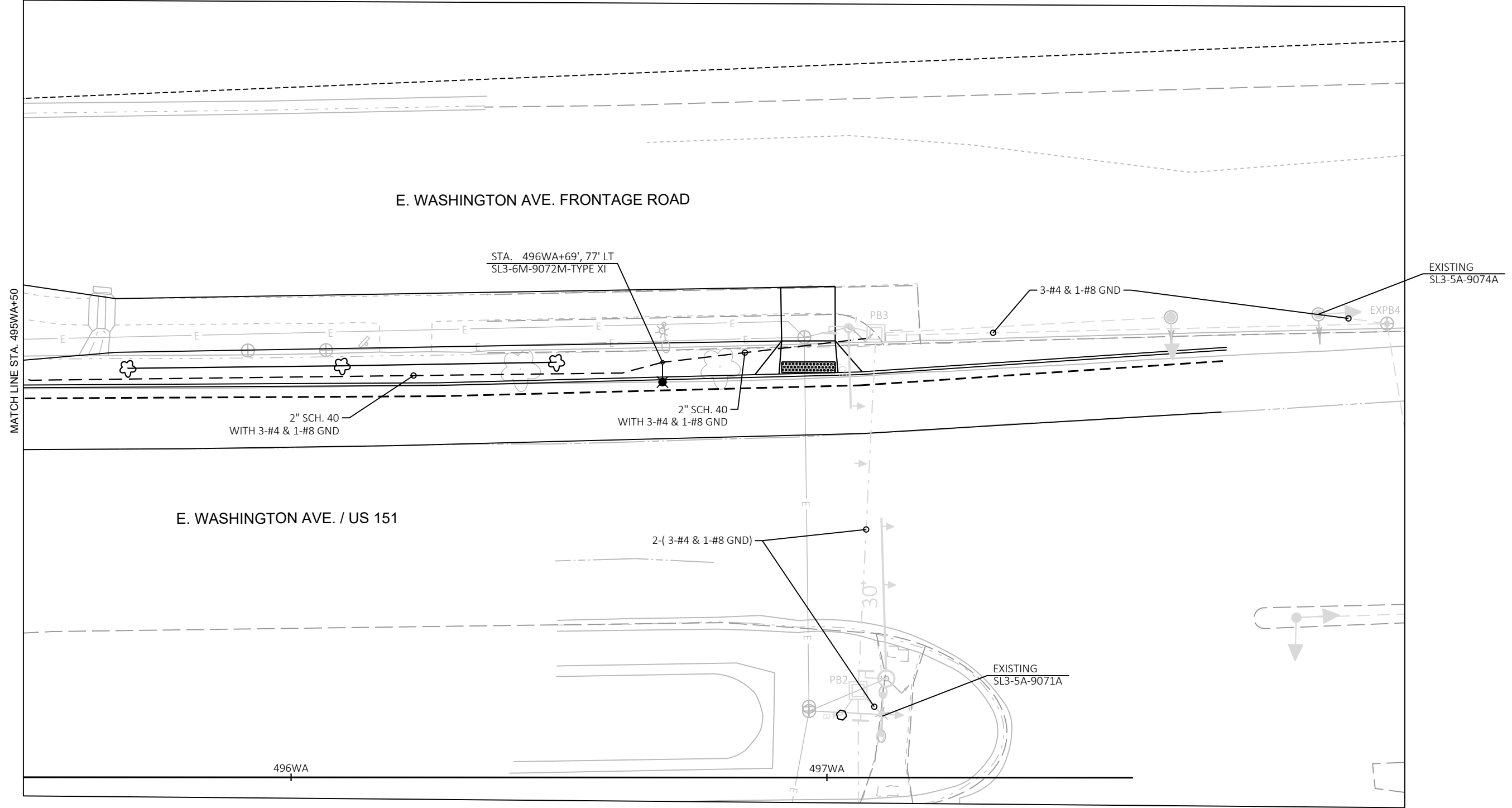
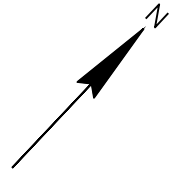
LIGHTING PLAN: WB E. WASHINGTON AVENUE AT E. SPRINGS DRIVE  
 BUS RAPID TRANSIT  
 CITY OF MADISON  
 CONTRACT NO: 60631225C



60631225P  
L-33B

REVISION	DATE	BY

MARK: 60631225P  
 Designed By: AECOM  
 Date: 2022-09-29  
 Scale: 1"=20 FT



**LIGHTING PLAN LEGEND**

- |  |  |  |                            |
|--|--|--|----------------------------|
|  | EXISTING LIGHT POLE ASSEMBLY               |  | ELECTRICAL PULL BOX TYPE 1 |
|  | LIGHT POLE ASSEMBLY TYPE 1                 |  | ELECTRICAL PULL BOX TYPE 3 |
|  | LIGHT POLE ASSEMBLY TYPE 2                 |  | ELECTRICAL PULL BOX TYPE 5 |
|  | LIGHT POLE ASSEMBLY TYPE 3                 |  | CONTROL CABINET            |
|  | LIGHT POLE ASSEMBLY TYPE 4                 |  |                            |
|  | 2" PVC CONDUIT (SCHEDULE NOTED ON PLANS)   |  |                            |
|  | CONDUIT SPECIAL 2", UNLESS OTHERWISE NOTED |  |                            |
- 
- |  |                               |
|--|-------------------------------|
|  | STATION (LOCATION)            |
|  | LUMINAIRE TYPE                |
|  | POLE NUMBER                   |
|  | (A) ALL NIGHT OR (M) MIDNIGHT |
|  | CIRCUIT NUMBER                |
|  | CONTROL CABINET               |

MARK	REVISION	DATE	BY

Designed By: AECOM  
60631225P

Date: 2022-09-25  
Scale: 1"=20 FT

LIGHTING PLAN: WB E. WASHINGTON AVENUE AT E. SPRINGS DRIVE 60631225P  
 BUS RAPID TRANSIT CITY OF MADISON, DANE COUNTY, WI  
 CITY OF MADISON CONTRACT NO: 60631225C

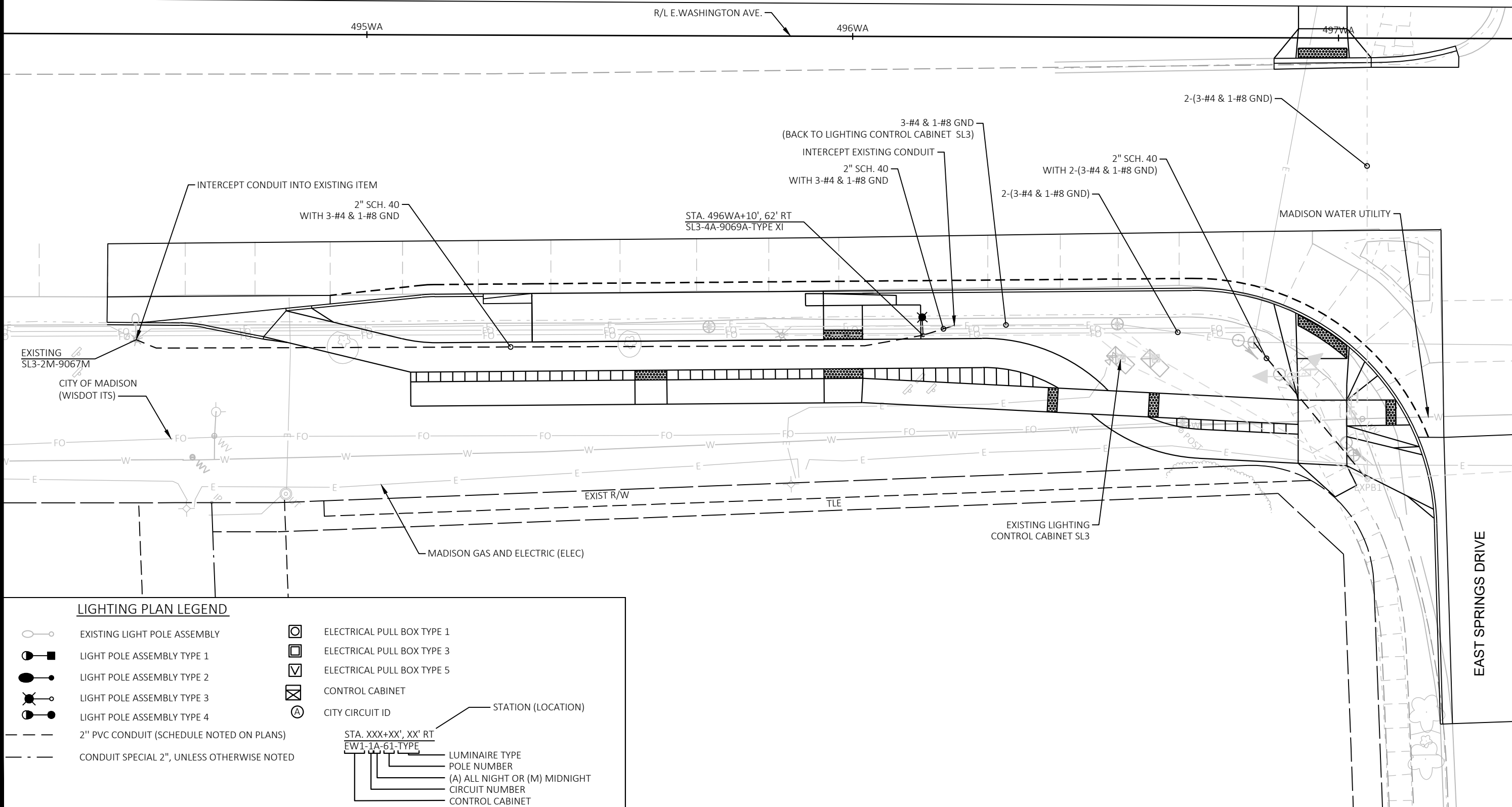
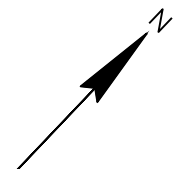


60631225P  
 L-33C

CONSTRUCTION NOTES:

1. LIGHTING SYSTEM SHALL REMAIN OPERATIONAL DURING CONSTRUCTION. NO TEMPORARY SYSTEM WILL BE INSTALLED AT THIS LOCATION.
2. PLANS WERE DEVELOPED BASED ON INFORMATION AVAILABLE AT THE TIME OF DESIGN. CONTRACTOR TO FIELD REVIEW SIGNAL/LIGHTING INFRASTRUCTURE LOCATIONS AND WIRE/CABLE ROUTING AND ADJUST AS NECESSARY. COORDINATE ALL FIELD ADJUSTMENTS WITH THE ENGINEER.

E. WASHINGTON AVE.



**LIGHTING PLAN LEGEND**

- |  |  |  |                               |
|--|--|--|-------------------------------|
|  | EXISTING LIGHT POLE ASSEMBLY               |  | ELECTRICAL PULL BOX TYPE 1    |
|  | LIGHT POLE ASSEMBLY TYPE 1                 |  | ELECTRICAL PULL BOX TYPE 3    |
|  | LIGHT POLE ASSEMBLY TYPE 2                 |  | ELECTRICAL PULL BOX TYPE 5    |
|  | LIGHT POLE ASSEMBLY TYPE 3                 |  | CONTROL CABINET               |
|  | LIGHT POLE ASSEMBLY TYPE 4                 |  | CITY CIRCUIT ID               |
|  | 2" PVC CONDUIT (SCHEDULE NOTED ON PLANS)   |  | STATION (LOCATION)            |
|  | CONDUIT SPECIAL 2", UNLESS OTHERWISE NOTED |  | LUMINAIRE TYPE                |
|  |  |  | POLE NUMBER                   |
|  |  |  | (A) ALL NIGHT OR (M) MIDNIGHT |
|  |  |  | CIRCUIT NUMBER                |
|  |  |  | CONTROL CABINET               |

REVISION	DATE	BY

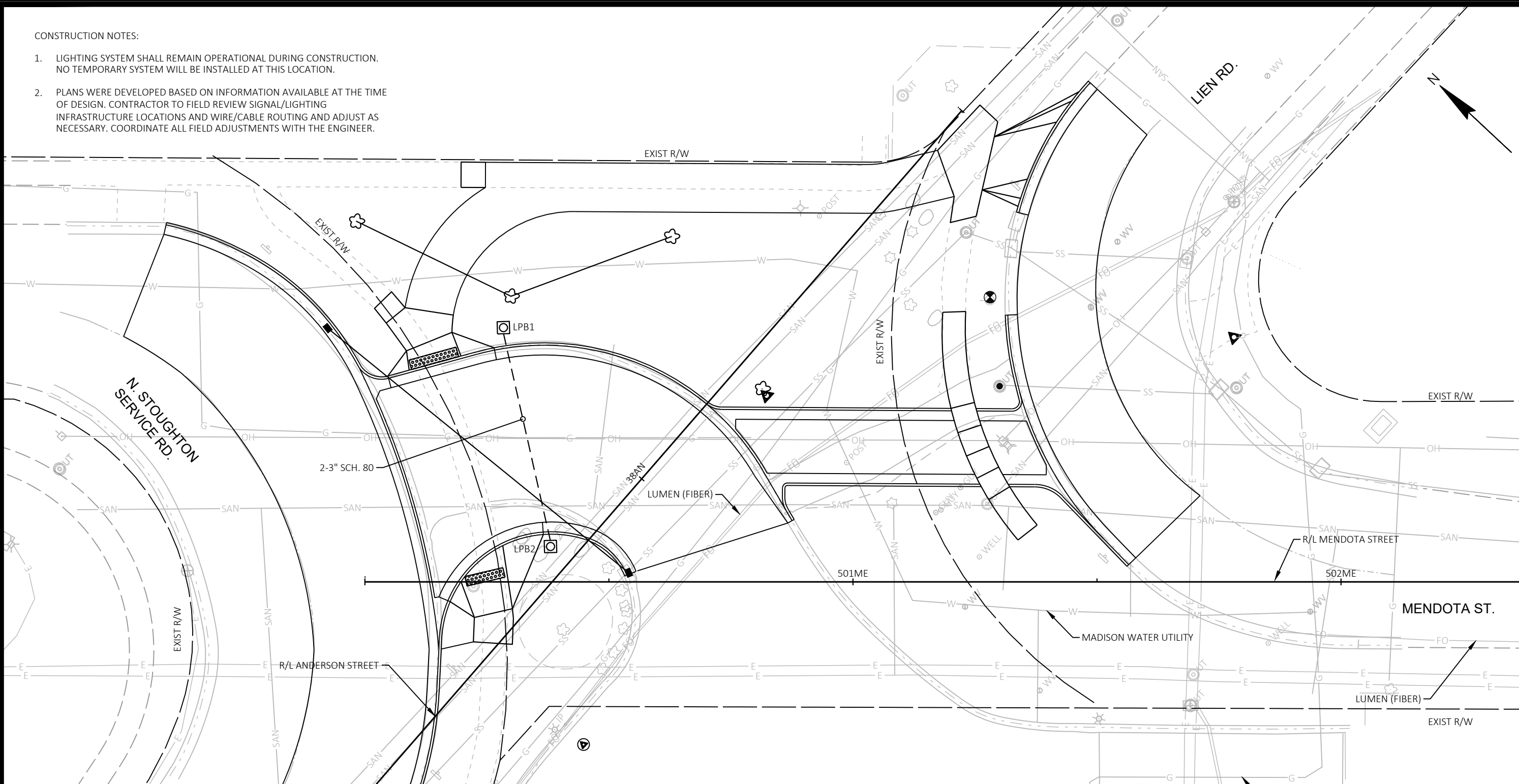
MARK: 60631225P  
Designed By: AECOM  
Date: 2022-09-30  
Scale: 1"=20 FT

60631225P  
 LIGHTING PLAN: EB E. WASHINGTON AVENUE AT E. SPRINGS DRIVE  
 CITY OF MADISON, DANE COUNTY, WI  
 BUS RAPID TRANSIT  
**CITY OF MADISON**  
 CONTRACT NO: 60631225C

60631225P  
**L-33D**

CONSTRUCTION NOTES:

1. LIGHTING SYSTEM SHALL REMAIN OPERATIONAL DURING CONSTRUCTION. NO TEMPORARY SYSTEM WILL BE INSTALLED AT THIS LOCATION.
2. PLANS WERE DEVELOPED BASED ON INFORMATION AVAILABLE AT THE TIME OF DESIGN. CONTRACTOR TO FIELD REVIEW SIGNAL/LIGHTING INFRASTRUCTURE LOCATIONS AND WIRE/CABLE ROUTING AND ADJUST AS NECESSARY. COORDINATE ALL FIELD ADJUSTMENTS WITH THE ENGINEER.



**LIGHTING PLAN LEGEND**

- |  |  |  |                            |
|--|--|--|----------------------------|
|  | EXISTING LIGHT POLE ASSEMBLY               |  | ELECTRICAL PULL BOX TYPE 1 |
|  | LIGHT POLE ASSEMBLY TYPE 1                 |  | ELECTRICAL PULL BOX TYPE 3 |
|  | LIGHT POLE ASSEMBLY TYPE 2                 |  | ELECTRICAL PULL BOX TYPE 5 |
|  | LIGHT POLE ASSEMBLY TYPE 3                 |  | CONTROL CABINET            |
|  | LIGHT POLE ASSEMBLY TYPE 4                 |  |                            |
|  | 2" PVC CONDUIT (SCHEDULE NOTED ON PLANS)   |  |                            |
|  | CONDUIT SPECIAL 2", UNLESS OTHERWISE NOTED |  |                            |
- 
- |  |                               |
|--|-------------------------------|
|  | STATION (LOCATION)            |
|  | LUMINAIRE TYPE                |
|  | POLE NUMBER                   |
|  | (A) ALL NIGHT OR (M) MIDNIGHT |
|  | CIRCUIT NUMBER                |
|  | CONTROL CABINET               |

MARK	REVISION	DATE	BY

Designed By: AECOM  
Date: 2022-09-25  
60631225P  
Scale: 1"=20 FT

LIGHTING PLAN: BUS/BIKE CONNECTOR FROM ANDERSON ST TO MENDOTA ST 60631225P  
 BUS RAPID TRANSIT CITY OF MADISON, DANE COUNTY, WI  
 CITY OF MADISON CONTRACT NO: 60631225C



60631225P

L-34